

Copyright Magical525 2019

Backstitches:



— DMC-304    — DMC-310    — DMC-444


# Blackwork SAL - February

---

**Author:** Magical525  
**Copyright:** Copyright Magical525 2019  
**Website:** <http://magicalquilts.blogspot.com>  
**Fabric:** 14 ct aida / 28ct evenweave  
**Grid Size:** 50W x 100H  
**Design Area:** 3.57" x 6.71" (50 x 94 stitches)

## Backstitch Lines:

 DMC-304 christmas red - md (4.88 inches, 0.1 skeins)  
 DMC-310 black (69.77 inches, 0.1 skeins)

 DMC-444 lemon - dk (12.48 inches, 0.1 skeins)

Welcome to the second part of the Blackwork SAL!

Unlike my other SAL's January, February, and March have the LEAST number of stitches - it's just the way things worked out when splitting things up.

## Notes:

- When doing blackwork it's traditional to use the Holbein/double running stitch (tutorial: <http://www.nordicneedle.net/2011/04/22/holbein-double-running-stitch/> ) however you can also use backstitch if you prefer.
- At the bottom of the pattern I have added a larger area of the blackwork pattern used this time with red lines outlining the area used in the pattern. (Please note that the red lines cover some of the black lines in this section, but you can see all the lines you need to stitch.)

Please do leave a message on my blog, <http://magicalquilts.blogspot.com/> , mention @Magical525 on twitter or in the SAL Facebook group (linked in the blog post) if you make this as I'd love to see the results! I use #BlackworkSAL as the tag on most social media.

This pattern was given for your own personal use on <http://magicalquilts.blogspot.com/> . You may not sell this pattern, nor may you offer kits with this pattern. You may not sell embroideries made with this pattern, it was made for personal use only.

Please do not post this pattern to other sites but refer back to the blog post. This includes sites such as Pinterest and Facebook! So for example saying "I stitched this and you can get the pattern here" with a link is allowed but saving the pattern and uploading it as a file to Facebook or Pinterest is not, nor is posting a photo of your stitching with the pattern showing.

You may of course share your finished results where you like, it's just the pattern itself that may not be shared