


Copyright Magical525 2020



Copyright Magical525 2020

Legend:
DMC-699 DMC-741






Bookmark SAL - October

Author: Magical525
Copyright: Copyright Magical525 2020
Website: <http://MagicalQuilts.blogspot.com>
Grid Size: 42W x 162H
Design Area: 2.86" x 11.07" (40 x 155 stitches)

Legend:

 [2] DMC 699 christmas green (1119 stitches, 0.5 skeins)  [2] DMC 741 tangerine - md (279 stitches, 0.1 skeins)

Backstitch Lines:

	DMC-699 christmas green	(83.92 inches, 0.5 skeins)
	DMC-741 tangerine - md	(36.50 inches, 0.1 skeins)
	DMC-310 Size two line - do not stitch	(15.96 inches, 0.1 skeins)
	DMC-666 Size three line - do not stitch	(14.30 inches, 0.1 skeins)
	DMC-400 Size one line - do not stitch	(11.89 inches, 0.1 skeins)

Welcome to the October edition of the Bookmark SAL!

This is a three in one size pattern! As a result thread amounts are shown for if you do the longer size three bookmark, which means you will certainly have enough for the smaller sizes! Obviously you can make this as long or short as you like!

- Size one for a two inch band: Stitch within the brown dotted lines.
- Size two for a three inch band: Stitch within the black solid lines.
- Size three (and four really) for a two sided bookmark stitch within the red dashed lines, and then choose if you want to do it the same length as the two inch band or the three inch band. Note: the red lines some times merge into brown or black lines, please use the colour it merges into as the line up to where you need to stitch.

All stitches that cross more than one stitch corner to corner are straight stitches.

Please do leave a message on my blog, <http://magicalquilts.blogspot.com/>, mention @Magical525 on twitter or in the SAL Facebook group (linked in the top link) if you make this as I'd love to see the results! I use #BookmarkSAL as the tag on most social media.

This pattern was given for your own personal use on <http://magicalquilts.blogspot.com/>. You may not sell this pattern, nor may you offer kits with this pattern. You may not sell embroideries made with this pattern, it was made for personal use only.

Please do not post this pattern to other sites but refer back to the blog post on <https://MagicalQuilts.blogspot.com>. This includes sites such as Pinterest and Facebook! So for example saying "I stitched this and you can get the pattern here" with a link is allowed but saving the pattern and uploading it as a file to Facebook or Pinterest is not, nor is posting a photo of your stitching with the pattern showing.

If you downloaded this pattern via a link on any other site than <https://MagicalQuilts.blogspot.com> then you downloaded a stolen copy of my pattern.

You may of course share your finished results where you like, it's just the pattern itself that may not be shared