

Copyright Magical525 2018



- Legend:
- DMC-304
  - DMC-666
  - DMC-700
  - DMC-728
- Backstitches:
- DMC-700
  - DMC-728
- French Knots:
- DMC-304



# Fob a Month: December

---


**Author:** Magical525  
**Copyright:** Copyright Magical525 2018  
**Website:** <http://magicalquilts.blogspot.com>  
**Fabric:** 14ct Aida or 28ct evenweave  
**Grid Size:** 35W x 55H  
**Design Area:** 2.36" x 3.79" (33 x 53 stitches)

## Legend:

 [2] DMC 304 christmas red - md (157 stitches, 0.1 skeins)  
 [2] DMC 666 christmas red - br (422 stitches, 0.2 skeins)

 [2] DMC 700 christmas green - br (132 stitches, 0.1 skeins)  
 [2] DMC 728 golden yellow (18 stitches, 0.1 skeins)

## Backstitch Lines:

 DMC-700 christmas green - br (26.00 inches, 0.1 skeins)

 DMC-728 golden yellow (7.33 inches, 0.1 skeins)

## French Knots:

 DMC-304 christmas red - md (55 French knots)

Welcome to the twelfth of 12 monthly fobs in the returning Fob a Month! As usual, this month I also made a pincushion to go with the fob.

## Notes:

- Make sure you stitch each piece at least 10 stitches away from the other pieces in every direction so you have enough space for the seam allowance. The pattern has them closer together to save on paper when printing.
- All backstitches that cross more than one square diagonally corner to corner are straight stitches.
- As always you can use beads or colonial knots instead of French knots - just do what you prefer.

Naturally you can always go ahead and use any colour you like for this! If you want them more poppy like you could for example use red.

Please do leave a message on my blog, <http://magicalquilts.blogspot.com/>, or mention me on Twitter or Instagram with @magical525 if you make this as I'd love to see the results!

This pattern was given for your own personal use on <http://magicalquilts.blogspot.com/>. You may not sell this pattern, nor may you offer kits with this pattern. You may not sell embroideries made with this pattern, it was made for charitable or personal use only.

Please do not post this pattern to other sites but refer back to the blog post. This includes sites such as Pinterest and Facebook! So for example saying "I stitched this and you can get the pattern here" with a link is allowed but saving the pattern and uploading it as a file to Facebook or Pinterest is not.

You may of course share your finished results where you like, it's just the pattern itself that may not be shared.