

Copyright Magical525 2018



- Legend:
- DMC-307
 - + DMC-972
 - ✂ DMC-163
- Backstitches:
- DMC-163

Fob a Month: February


Author: Magical525
Copyright: Copyright Magical525 2018
Website: <http://magicalquilts.blogspot.com>
Fabric: 14ct Aida or 28ct evenweave
Grid Size: 35W x 55H
Design Area: 2.36" x 3.79" (33 x 53 stitches)

Legend:

  [2] DMC 307 lemon (336 stitches, 0.1 skeins)   [2] DMC 163 celadon green - md (272 stitches, 0.1 skeins)

  [2] DMC 972 canary - dp (381 stitches, 0.2 skeins)

Backstitch Lines:

 DMC-163 celadon green - md (46.05 inches, 0.1 skeins)

Welcome to the second of 12 monthly fobs in the returning Fob a Month! This month I also made a pincushion to go with the fob.

Notes:

- Make sure you stitch each piece at least 10 stitches away from the other pieces in every direction so you have enough space for the seam allowance. The pattern has them closer together to save on paper when printing.
- Watch out while doing the cross stitch of the central area of the pincushion as the lines are woven.
- The trellis lines are all straight stitch but you can do back stitch if you prefer. Do the long lines first, then the shorter ones over the top.
- The backstitches that are done over 1 x 2 stitches (they form an elongated X) are all straight stitches.

Naturally you can always go ahead and use any colour you like for this!

Please do leave a message on my blog, <http://magicalquilts.blogspot.com/>, or mention me on Twitter or Instagram with @magical525 if you make this as I'd love to see the results!

This pattern was given for your own personal use on <http://magicalquilts.blogspot.com/>. You may not sell this pattern, nor may you offer kits with this pattern. You may not sell embroideries made with this pattern, it was made for charitable or personal use only.

Please do not post this pattern to other sites but refer back to the blog post. This includes sites such as Pinterest and Facebook! So for example saying "I stitched this and you can get the pattern here" with a link is allowed but saving the pattern and uploading it as a file to Facebook or Pinterest is not.

You may of course share your finished results where you like, it's just the pattern itself that may not be shared.