
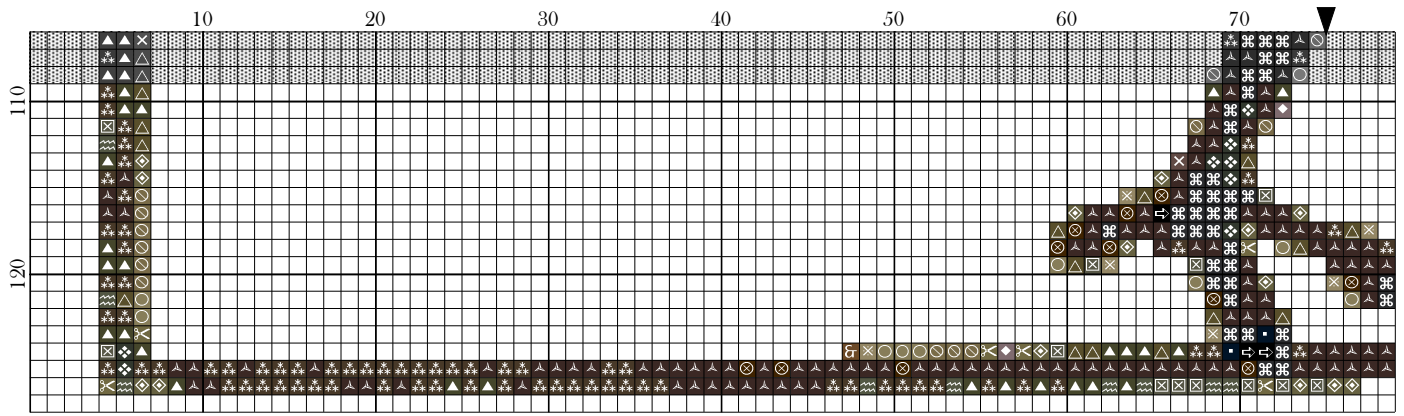




Copyright Magical525 2019



Copyright Magical525 2019




Copyright Magical525 2019

Legend:

- | | | | | | |
|---------|---------|---------|---------|----------|----------|
| DMC-154 | DMC-535 | DMC-645 | DMC-839 | DMC-3021 | DMC-3781 |
| DMC-310 | DMC-610 | DMC-647 | DMC-844 | DMC-3031 | DMC-3787 |

Medieval Owl - Part 3 by Magical525

























Copyright Magical525 2019

- | | | | | | | | | | | | | | | | | | |
|--|--|---------|--|--|---------|--|--|---------|--|--|---------|--|--|----------|--|--|----------|
| | | DMC-413 | | | DMC-611 | | | DMC-779 | | | DMC-938 | | | DMC-3371 | | | DMC-3790 |
| | | DMC-451 | | | DMC-640 | | | DMC-838 | | | DMC-939 | | | DMC-3740 | | | DMC-3799 |

Medieval Owl - Part 3

Author: Magical525
Copyright: Copyright Magical525 2019
Website: <http://magicalquilts.blogspot.com>
Grid Size: 150W x 128H
Design Area: 7.30" x 6.30" (146 x 126 stitches)

Legend:

	[2]	DMC	154	grape - vy lt	(2 stitches, 0.1 skeins)		[2]	DMC	839	beige brown - dk	(11 stitches, 0.1 skeins)
	[2]	DMC	310	black	(8 stitches, 0.1 skeins)		[2]	DMC	844	beaver gray - ul dk	(128 stitches, 0.1 skeins)
	[2]	DMC	413	pewter gray - dk	(5 stitches, 0.1 skeins)		[2]	DMC	938	coffee brown - ul dk	(25 stitches, 0.1 skeins)
	[2]	DMC	451	shell gray - dk	(28 stitches, 0.1 skeins)		[2]	DMC	939	navy blue - vy dk	(13 stitches, 0.1 skeins)
	[2]	DMC	535	ash gray - vy lt	(75 stitches, 0.1 skeins)		[2]	DMC	3021	brown gray - vy dk	(259 stitches, 0.1 skeins)
	[2]	DMC	610	drab brown - dk	(42 stitches, 0.1 skeins)		[2]	DMC	3031	mocha brown - vy dk	(333 stitches, 0.1 skeins)
	[2]	DMC	611	drab brown	(72 stitches, 0.1 skeins)		[2]	DMC	3371	black brown	(441 stitches, 0.1 skeins)
	[2]	DMC	640	beige gray - vy dk	(47 stitches, 0.1 skeins)		[2]	DMC	3740	antique violet - dk	(3 stitches, 0.1 skeins)
	[2]	DMC	645	beaver gray - vy dk	(66 stitches, 0.1 skeins)		[2]	DMC	3781	mocha brown - dk	(131 stitches, 0.1 skeins)
	[2]	DMC	647	beaver gray - md	(36 stitches, 0.1 skeins)		[2]	DMC	3787	brown gray - dk	(96 stitches, 0.1 skeins)
	[2]	DMC	779	cocoa - dk	(60 stitches, 0.1 skeins)		[2]	DMC	3790	beige gray - ul dk	(66 stitches, 0.1 skeins)
	[2]	DMC	838	beige brown - vy dk	(4 stitches, 0.1 skeins)		[2]	DMC	3799	pewter gray - vy dk	(190 stitches, 0.1 skeins)

Welcome to the third part of the Medieval Owl SAL!

Notes:

- This month you are getting the first part of the owl that looks like a part of the owl!
- If you plan on doing only the owl you will need to add the tip of the toe that was included as part of the January pattern of the SAL. The image showing which bit you need to look at for the tip of the toe is on the page this pattern was linked to on my blog.
- The owl has many colours that are just a few stitches here and there. It's probably not a good idea to make too large of a jump from one colour to the next. Small jumps are ok though.
- Check the grid picture in the overview post to see when you get which bit.

Please do leave a message on my blog, <http://magicalquilts.blogspot.com/>, mention @Magical525 on twitter or in the SAL Facebook group (linked in the top link) if you make this as I'd love to see the results! I use #MedievalOwlSAL as the tag on most social media.

This pattern was given for your own personal use on <http://magicalquilts.blogspot.com/>. You may not sell this pattern, nor may you offer kits with this pattern. You may not sell embroideries made with this pattern, it was made for personal use only.

Please do not post this pattern to other sites but refer back to the blog post. This includes sites such as Pinterest and Facebook! So for example saying "I stitched this and you can get the pattern here" with a link is allowed but saving the pattern and uploading it as a file to Facebook or Pinterest is not, nor is posting a photo of your stitching with the pattern showing.

You may of course share your finished results where you like, it's just the pattern itself that may not be shared.