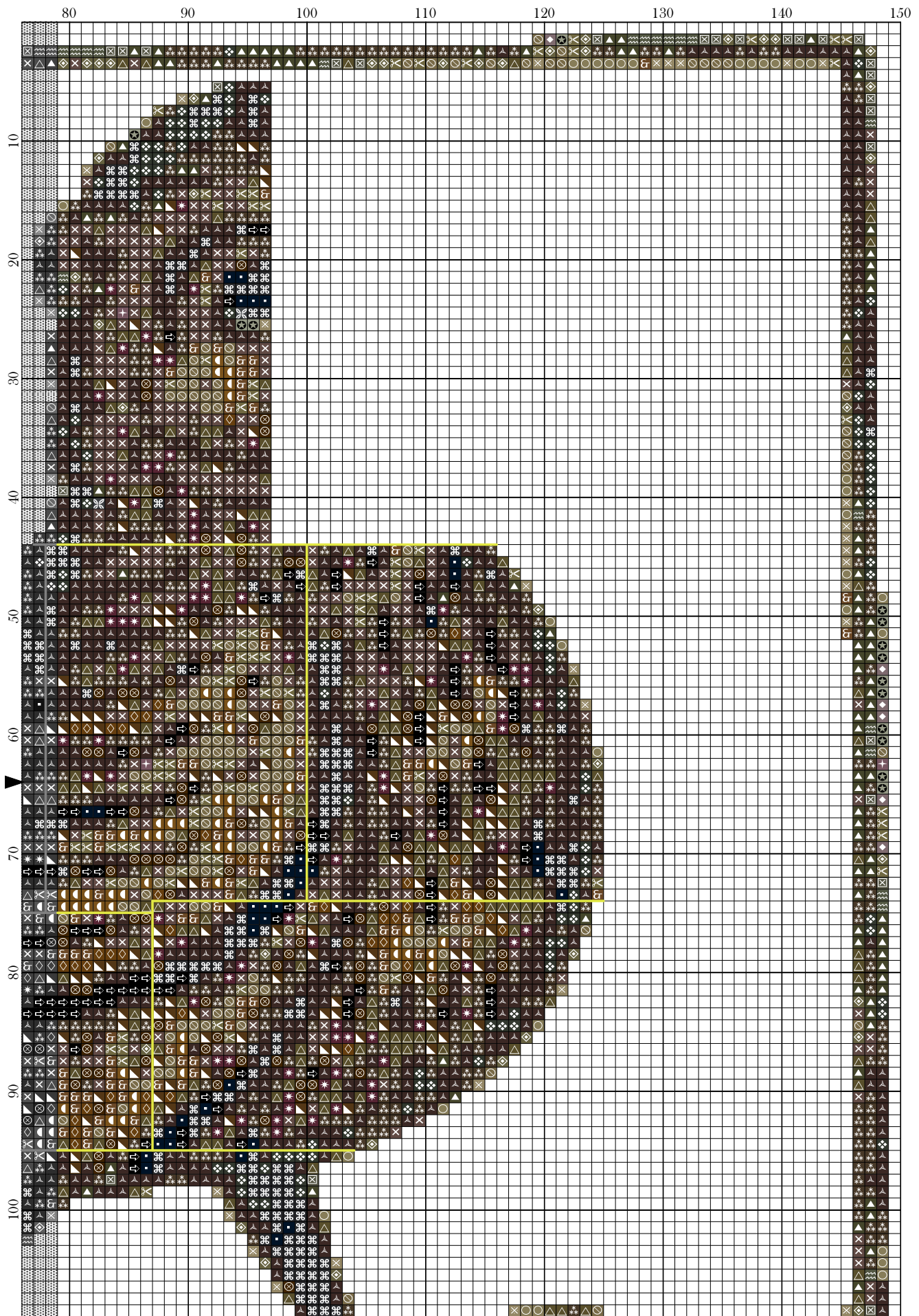
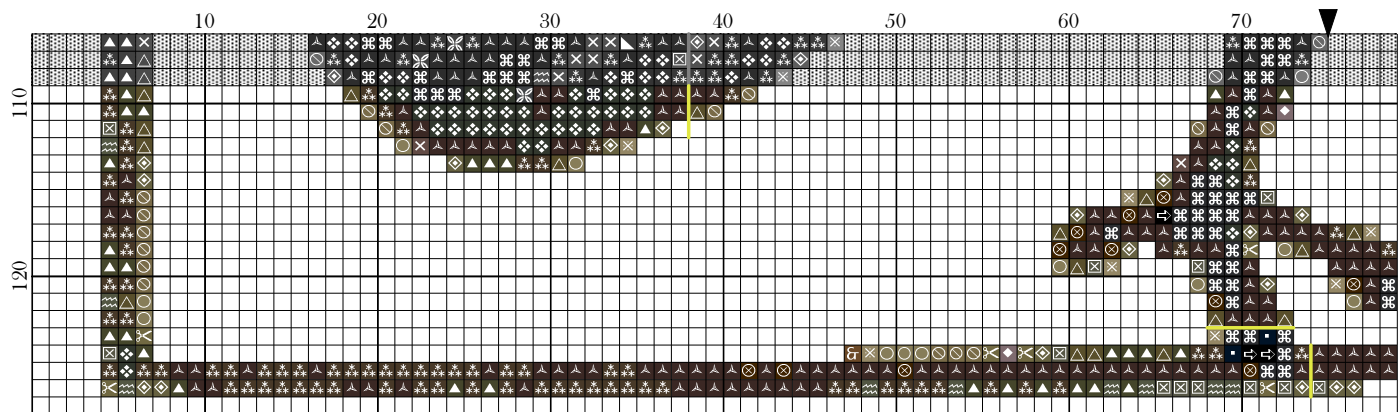


Copyright Magical525 2019




Copyright Magical525 2019



Copyright Magical525 2019

Legend:

- |  |         |  |         |  |         |  |         |  |          |  |          |  |          |
|--|---------|--|---------|--|---------|--|---------|--|----------|--|----------|--|----------|
|  | DMC-154 |  | DMC-451 |  | DMC-640 |  | DMC-801 |  | DMC-938  |  | DMC-3371 |  | DMC-3790 |
|  | DMC-310 |  | DMC-535 |  | DMC-645 |  | DMC-838 |  | DMC-939  |  | DMC-3740 |  | DMC-3799 |
|  | DMC-413 |  | DMC-610 |  | DMC-647 |  | DMC-839 |  | DMC-3021 |  | DMC-3781 |  |          |



Copyright Magical525 2019























- DMC-433
  DMC-611
 × DMC-779
 + DMC-844
 \* DMC-3031
 ◇ DMC-3787
- Backstitches:
  - KRL-054F

# Medieval Owl - Part 11


---

**Author:** Magical525  
**Copyright:** Copyright Magical525 2019  
**Website:** <http://magicalquilts.blogspot.com>  
**Grid Size:** 150W x 128H  
**Design Area:** 7.30" x 6.30" (146 x 126 stitches)

## Legend:

	[2]	DMC	154	grape - vy lt	(146 stitches, 0.1 skeins)		[2]	DMC	838	beige brown - vy dk	(224 stitches, 0.1 skeins)
	[2]	DMC	310	black	(140 stitches, 0.1 skeins)		[2]	DMC	839	beige brown - dk	(193 stitches, 0.1 skeins)
	[2]	DMC	413	pewter gray - dk	(14 stitches, 0.1 skeins)		[2]	DMC	844	beaver gray - ul dk	(327 stitches, 0.1 skeins)
	[2]	DMC	433	brown - md	(82 stitches, 0.1 skeins)		[2]	DMC	938	coffee brown - ul dk	(192 stitches, 0.1 skeins)
	[2]	DMC	451	shell gray - dk	(29 stitches, 0.1 skeins)		[2]	DMC	939	navy blue - vy dk	(87 stitches, 0.1 skeins)
	[2]	DMC	535	ash gray - vy lt	(81 stitches, 0.1 skeins)		[2]	DMC	3021	brown gray - vy dk	(310 stitches, 0.1 skeins)
	[2]	DMC	610	drab brown - dk	(172 stitches, 0.1 skeins)		[2]	DMC	3031	mocha brown - vy dk	(1094 stitches, 0.3 skeins)
	[2]	DMC	611	drab brown	(98 stitches, 0.1 skeins)		[2]	DMC	3371	black brown	(1746 stitches, 0.5 skeins)
	[2]	DMC	640	beige gray - vy dk	(69 stitches, 0.1 skeins)		[2]	DMC	3740	antique violet - dk	(12 stitches, 0.1 skeins)
	[2]	DMC	645	beaver gray - vy dk	(84 stitches, 0.1 skeins)		[2]	DMC	3781	mocha brown - dk	(499 stitches, 0.1 skeins)
	[2]	DMC	647	beaver gray - md	(39 stitches, 0.1 skeins)		[2]	DMC	3787	brown gray - dk	(133 stitches, 0.1 skeins)
	[2]	DMC	779	cocoa - dk	(805 stitches, 0.2 skeins)		[2]	DMC	3790	beige gray - ul dk	(287 stitches, 0.1 skeins)
	[2]	DMC	801	coffee brown - dk	(80 stitches, 0.1 skeins)		[2]	DMC	3799	pewter gray - vy dk	(530 stitches, 0.2 skeins)

## Backstitch Lines:

 KRL-054F Lemon-Lime (16.90 inches, 0.1 skeins)

Welcome to the eleventh part of the Medieval Owl SAL!

## Notes:

- This month you are getting the lefthand side of the head.
- The owl has many colours that are just a few stitches here and there. It's probably not a good idea to make too large of a jump from one colour to the next. Small jumps are ok though.
- Check the grid picture in the overview post to see when you get which bit.

Please do leave a message on my blog, <http://magicalquilts.blogspot.com/>, mention @Magical525 on twitter or in the SAL Facebook group (linked in the top link) if you make this as I'd love to see the results! I use #MedievalOw!SAL as the tag on most social media.

This pattern was given for your own personal use on <http://magicalquilts.blogspot.com/>. You may not sell this pattern, nor may you offer kits with this pattern. You may not sell embroideries made with this pattern, it was made for personal use only.

Please do not post this pattern to other sites but refer back to the blog post. This includes sites such as Pinterest and Facebook! So for example saying "I stitched this and you can get the pattern here" with a link is allowed but saving the pattern and uploading it as a file to Facebook or Pinterest is not, nor is posting a photo of your stitching with the pattern showing.

You may of course share your finished results where you like, it's just the pattern itself that may not be shared.