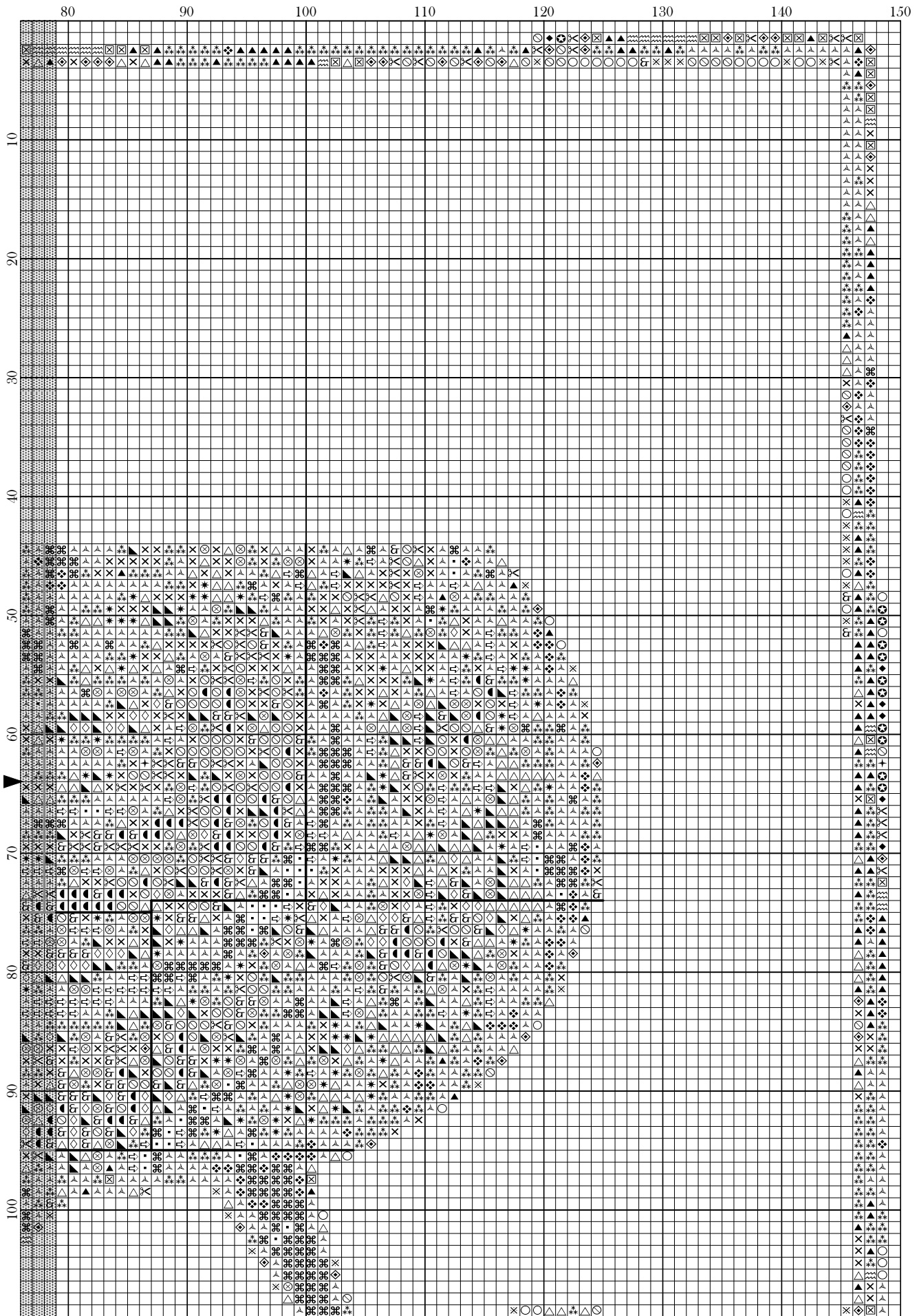
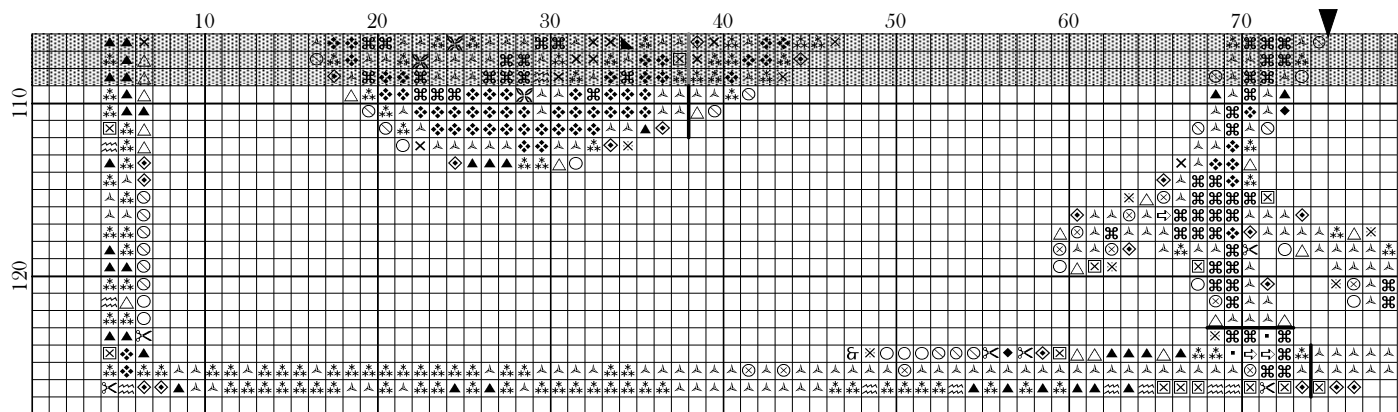


Copyright Magical525 2019




Copyright Magical525 2019



Copyright Magical525 2019

Legend:

- | | | | | | | | | | | | | | | | | | | | | |
|--|--|---------|--|--|---------|--|--|---------|--|--|---------|--|--|----------|--|--|----------|--|--|----------|
| | | DMC-154 | | | DMC-451 | | | DMC-640 | | | DMC-801 | | | DMC-938 | | | DMC-3371 | | | DMC-3790 |
| | | DMC-310 | | | DMC-535 | | | DMC-645 | | | DMC-838 | | | DMC-939 | | | DMC-3740 | | | DMC-3799 |
| | | DMC-413 | | | DMC-610 | | | DMC-647 | | | DMC-839 | | | DMC-3021 | | | DMC-3781 | | | |





























Copyright Magical525 2019

- DMC-433
 DMC-611
 DMC-779
 DMC-844
 DMC-3031
 DMC-3787
- Backstitches:
- KRL-054F


Medieval Owl - Part 10

Author: Magical525
Copyright: Copyright Magical525 2019
Website: <http://magicalquilts.blogspot.com>
Grid Size: 150W x 128H
Design Area: 7.30" x 6.30" (146 x 126 stitches)

Legend:

	[2] DMC 154	grape - vy lt	(126 stitches, 0.1 skeins)		[2] DMC 838	beige brown - vy dk	(206 stitches, 0.1 skeins)
	[2] DMC 310	black	(136 stitches, 0.1 skeins)		[2] DMC 839	beige brown - dk	(179 stitches, 0.1 skeins)
	[2] DMC 413	pewter gray - dk	(12 stitches, 0.1 skeins)		[2] DMC 844	beaver gray - ul dk	(291 stitches, 0.1 skeins)
	[2] DMC 433	brown - md	(77 stitches, 0.1 skeins)		[2] DMC 938	coffee brown - ul dk	(184 stitches, 0.1 skeins)
	[2] DMC 451	shell gray - dk	(29 stitches, 0.1 skeins)		[2] DMC 939	navy blue - vy dk	(82 stitches, 0.1 skeins)
	[2] DMC 535	ash gray - vy lt	(79 stitches, 0.1 skeins)		[2] DMC 3021	brown gray - vy dk	(299 stitches, 0.1 skeins)
	[2] DMC 610	drab brown - dk	(157 stitches, 0.1 skeins)		[2] DMC 3031	mocha brown - vy dk	(986 stitches, 0.3 skeins)
	[2] DMC 611	drab brown	(96 stitches, 0.1 skeins)		[2] DMC 3371	black brown	(1589 stitches, 0.5 skeins)
	[2] DMC 640	beige gray - vy dk	(61 stitches, 0.1 skeins)		[2] DMC 3740	antique violet - dk	(11 stitches, 0.1 skeins)
	[2] DMC 645	beaver gray - vy dk	(83 stitches, 0.1 skeins)		[2] DMC 3781	mocha brown - dk	(459 stitches, 0.1 skeins)
	[2] DMC 647	beaver gray - md	(36 stitches, 0.1 skeins)		[2] DMC 3787	brown gray - dk	(126 stitches, 0.1 skeins)
	[2] DMC 779	cocoa - dk	(659 stitches, 0.2 skeins)		[2] DMC 3790	beige gray - ul dk	(266 stitches, 0.1 skeins)
	[2] DMC 801	coffee brown - dk	(79 stitches, 0.1 skeins)		[2] DMC 3799	pewter gray - vy dk	(487 stitches, 0.1 skeins)

Backstitch Lines:

 KRL-054F Lemon-Lime (14.95 inches, 0.1 skeins)

Welcome to the tenth part of the Medieval Owl SAL!

Notes:

- This month you are getting a bit of chest.
- The owl has many colours that are just a few stitches here and there. It's probably not a good idea to make too large of a jump from one colour to the next. Small jumps are ok though.
- Check the grid picture in the overview post to see when you get which bit.

Please do leave a message on my blog, <http://magicalquilts.blogspot.com/>, mention @Magical525 on twitter or in the SAL Facebook group (linked in the top link) if you make this as I'd love to see the results! I use #MedievalOw!SAL as the tag on most social media.

This pattern was given for your own personal use on <http://magicalquilts.blogspot.com/>. You may not sell this pattern, nor may you offer kits with this pattern. You may not sell embroideries made with this pattern, it was made for personal use only.

Please do not post this pattern to other sites but refer back to the blog post. This includes sites such as Pinterest and Facebook! So for example saying "I stitched this and you can get the pattern here" with a link is allowed but saving the pattern and uploading it as a file to Facebook or Pinterest is not, nor is posting a photo of your stitching with the pattern showing.

You may of course share your finished results where you like, it's just the pattern itself that may not be shared.