





Copyright Magical525 2019

- Legend:
-  DMC-011
 - Backstitches:
 -  DMC-011
 - French Knots:
 -  DMC-011


NFSAL April 2019

Author: Magical525
Copyright: Copyright Magical525 2019
Website: <http://magicalquilts.blogspot.com>
Fabric: 14 ct Aida / 28ct evenweave
Grid Size: 24W x 24H
Design Area: 1.71" x 1.71" (24 x 24 stitches)


Legend:

 [2] DMC 011 tender green - lt (192 stitches, 0.1 skeins)

Backstitch Lines:

 DMC-011 tender green - lt (23.17 inches, 0.1 skeins)

French Knots:

 DMC-011 tender green - lt (32 French knots)

Welcome to the fourth NFSAL hosted on my blog!

I hope you enjoy this pattern which was originally made for the Neglected Floss SAL hosted by Stitching Pirates on Deviant Art but is now also hosted a few days later on my blog.

This year I decided to do a different pattern each month - what it is and what size it will be is a surprise but you will be able to stitch each one using a single colour thread or a variegated thread - or more if you decide to stitch the patterns using leftovers from other projects.

This is the April pattern.

- You can use either French knots, Colonial knots, or beads for the places marked as French knots.
- All stitches that cross more than one stitch corner to corner are straight stitches.
- You can do the star bits as either eyelets (making all of the stitches into the centre from the outside) or just work them as long straight stitches.

Please do leave a message on my blog, <http://magicalquilts.blogspot.com/>, mention @Magical525 on twitter or in the SAL Facebook group (linked in the top link) if you make this as I'd love to see the results! I use #NFSAL as the tags on most social media.

This pattern was given for your own personal use on <http://magicalquilts.blogspot.com/>. You may not sell this pattern, nor may you offer kits with this pattern. You may not sell embroideries made with this pattern, it was made for personal use only.

Please do not post this pattern to other sites but refer back to the blog post. This includes sites such as Pinterest and Facebook! So for example saying "I stitched this and you can get the pattern here" with a link is allowed but saving the pattern and uploading it as a file to Facebook or Pinterest is not, nor is posting a photo of your stitching with the pattern showing.

You may of course share your finished results where you like, it's just the pattern itself that may not be shared