






Copyright Magical525 2015

Legend:  
  DMC-3846      DMC-3844  
Backstitches:  
 DMC-3845

# Ornament of the Month - December - Blue Zirconia


---

**Author:** Magical525  
**Copyright:** Copyright Magical525 2015  
**Website:** <https://MagicalQuilts.blogspot.com>  
**Fabric:** 14ct Aida / 28ct evenweave  
**Grid Size:** 35W x 35H  
**Design Area:** 2.50" x 2.50" (35 x 35 stitches)

## Legend:

 [2] DMC 3846 bright turquoise - lt (104 stitches, 0.1 skeins)  [2] DMC 3844 bright turquoise - dk (217 stitches, 0.1 skeins)

## Backstitch Lines:

 DMC-3845 bright turquoise - md (47.19 inches, 0.1 skeins)

Welcome to the twelfth Ornament of the Month! December has three birthstones: Tanzanite, Blue Topaz, and Blue Zirconia and I made a pattern for each of them.

This is the pattern for Blue Zirconia.

- For some reason the colour of the pattern is more green than blue, while the thread itself is more to the blue side of things.
- Please note that the backstitch border has 4 variations - pick the one you like the most and use that.
- If you are unsure which one to use start with the bottom border and slowly add more till you are happy with the result.

This year the patterns will be three shades of DMC linked to the birthstone of the month. Of course you can always use another thread if you so choose.

All stitches that cross more than one stitch corner to corner are straight stitches. If you use Aida it is a good idea to swap to a sharp pointed needle for the stitches that go half-way across a stitch.

Please do leave a message on my blog, <http://magicalquilts.blogspot.com/>, or mention me on Twitter or Instagram with @magical525 if you make this as I'd love to see the results!

This pattern was given for your own personal use on <http://magicalquilts.blogspot.com/>. You may not sell this pattern, nor may you offer kits with this pattern. You may not sell embroideries made with this pattern, it was made for charitable or personal use only.

Please do not post this pattern to other sites but refer back to the blog post. This includes sites such as Pinterest and Facebook! So for example saying "I stitched this and you can get the pattern here" with a link is allowed but saving the pattern and uploading it as a file to Facebook or Pinterest is not.

You may of course share your finished results where you like, it's just the pattern itself that may not be shared.