


- Legend:
- DMC-742
 - Backstitches:
 - DMC-744
 - DMC-742
 - French Knots:
 - DMC-742


Ornament of the Month - 2018 - August


Author: Magical525
Copyright: Copyright Magical525 2018
Website: <http://magicalquilts.blogspot.com>
Grid Size: 42W x 110H
Design Area: 2.22" x 6.00" (40 x 108 stitches)

Legend:


 [2] DMC 742 tangerine - lt (788 stitches, 0.3 skeins)

Backstitch Lines:

 DMC-744 yellow - pl (33.97 inches, 0.1 skeins)

 DMC-742 tangerine - lt (3.08 inches, 0.3 skeins)

French Knots:

 DMC-742 tangerine - lt (36 French knots)

This is the eighth of the Ornament of the Month patterns! For August I chose a light tangerine.

Note: I have done the backstitches in black as the yellow just doesn't show up so well in the pattern.
For stitching order please consult the stitching key:

All lines that go across more than one space end to end are straight stitches, all other lines are backstitch.

If you'd like to add some bling to this pattern try using beads instead of french knots. I'd suggest using Mill Hill 62041 Fr. Buttercup.

I only put one of the four triangles needed on the pattern to save paper since they are all exactly the same, please refer to the Stitching Template I have made in a separate pdf and included in the blog post.

Please do leave a message on my blog, <http://magicalquilts.blogspot.com/>, or mention me on Twitter or Instagram with @magical525 if you make this as I'd love to see the results!

This pattern was given for your own personal use on <http://magicalquilts.blogspot.com/>. You may not sell this pattern, nor may you offer kits with this pattern. You may not sell embroideries made with this pattern, it was made for charitable or personal use only.

Please do not post this pattern to other sites but refer back to the blog post. This includes sites such as Pinterest and Facebook! So for example saying "I stitched this and you can get the pattern here" with a link is allowed but saving the pattern and uploading it as a file to Facebook or Pinterest is not.

You may of course share your finished results where you like, it's just the pattern itself that may not be shared.