




Copyright Magical525 2018




Legend:

  DMC-166

Backstitches:

 DMC-3819  DMC-166

French Knots:

 DMC-166

Ornament of the Month - 2018 - June

Author: Magical525
Copyright: Copyright Magical525 2018
Website: <http://magicalquilts.blogspot.com>
Grid Size: 42W x 110H
Design Area: 2.22" x 6.00" (40 x 108 stitches)


Legend:

 [2] DMC 166 moss green - md lt (656 stitches, 0.2 skeins)

Backstitch Lines:

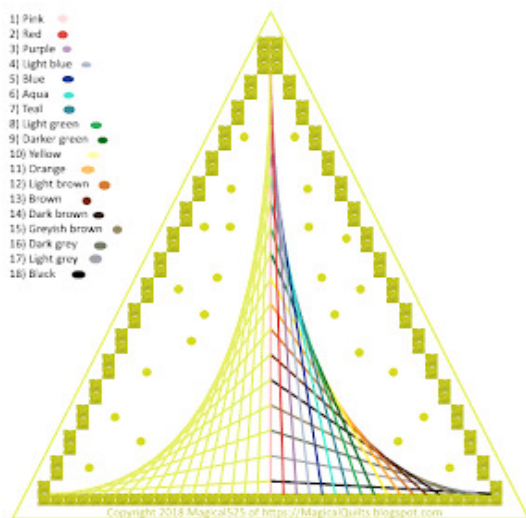
 DMC-3819 moss green - lt (58.32 inches, 0.1 skeins)  DMC-166 moss green - md lt (3.08 inches, 0.2 skeins)

French Knots:

 DMC-166 moss green - md lt (24 French knots)

This is the sixth of the Ornament of the Month patterns! For June I chose a lime green- a fun bright green that is almost yellow.

Note: I have done the backstitches in black as the lime just doesn't show up so well in the pattern.
For stitching order please consult the stitching key:



All lines that go across more than one space end to end are straight stitches, all other lines are backstitch.

If you'd like to add some bling to this pattern try using beads instead of french knots. I'd suggest using Mill Hill 02104 Grasshopper.

I only put one of the four triangles needed on the pattern to save paper since they are all exactly the same, please refer to the Stitching Template I have made in a separate pdf and included in the blog post.

Please do leave a message on my blog, <http://magicalquilts.blogspot.com/>, or mention me on Twitter or Instagram with @magical525 if you make this as I'd love to see the results!

This pattern was given for your own personal use on <http://magicalquilts.blogspot.com/>. You may not sell this pattern, nor may you offer kits with this pattern. You may not sell embroideries made with this pattern, it was made for charitable or personal use only.

Please do not post this pattern to other sites but refer back to the blog post. This includes sites such as Pinterest and Facebook! So for example saying "I stitched this and you can get the pattern here" with a link is allowed but saving the pattern and uploading it as a file to Facebook or Pinterest is not.

You may of course share your finished results where you like, it's just the pattern itself that may not be shared.