




Copyright Magical525 2018



Legend:

  DMC-666

Backstitches:

 DMC-3801  DMC-666


French Knots:

 DMC-666

Ornament of the Month - 2018 - November

Author: Magical525
Copyright: Copyright Magical525 2018
Website: <http://magicalquilts.blogspot.com>
Grid Size: 42W x 110H
Design Area: 2.22" x 6.00" (40 x 108 stitches)


Legend:

 [2] DMC 666 christmas red - br (749 stitches, 0.2 skeins)

Backstitch Lines:

 DMC-3801 christmas red - lt (35.27 inches, 0.1 skeins)  DMC-666 christmas red - br (3.08 inches, 0.2 skeins)

French Knots:

 DMC-666 christmas red - br (61 French knots)

This is the eleventh of the Ornament of the Month patterns! For November I chose Christmas red.

All lines that go across more than one space end to end are straight stitches, all other lines are backstitch.

The French knots/beads are supposed to be placed evenly just under the branches but due to the limitations of the software that wasn't always possible to do in the pattern.

If you'd like to add some bling to this pattern try using beads instead of french knots. I'd suggest using Mill Hill 02013 Red Red.

I only put one of the four triangles needed on the pattern to save paper since they are all exactly the same, please refer to the Stitching Template I have made in a separate pdf and included in the blog post.

Please do leave a message on my blog, <http://magicalquilts.blogspot.com/>, or mention me on Twitter or Instagram with @magical525 if you make this as I'd love to see the results!

This pattern was given for your own personal use on <http://magicalquilts.blogspot.com/>. You may not sell this pattern, nor may you offer kits with this pattern. You may not sell embroideries made with this pattern, it was made for charitable or personal use only.

Please do not post this pattern to other sites but refer back to the blog post. This includes sites such as Pinterest and Facebook! So for example saying "I stitched this and you can get the pattern here" with a link is allowed but saving the pattern and uploading it as a file to Facebook or Pinterest is not.

You may of course share your finished results where you like, it's just the pattern itself that may not be shared.