






Copyright Magical525 2019


- Legend:
-   DMC-001
 - Backstitches:
 -  KR4-001
 - French Knots:
 -  KR4-001

Ornament of the Month 2019 - June


Author: Magical525
Copyright: Copyright Magical525 2019
Website: <http://magicalquilts.blogspot.com>
Grid Size: 34W x 34H
Design Area: 1.89" x 1.89" (34 x 34 stitches)

Legend:

 [2] DMC 001 white tin (516 stitches, 0.2 skeins)

 [1] KR4 001 Silver (28 stitches, 0.1 skeins)

Backstitch Lines:

 KR4-001 Silver (15.26 inches, 0.1 skeins)

French Knots:

* KR4-001 Silver (28 French knots)

This is the sixth of the 2019 Ornament of the Month patterns! For June I chose Silver.

Yes, there is a hole in the middle of the pattern! It's so you can either make a square doughnut ornament OR use the space to put an initial or the date.

This year the patterns will be one shade of DMC and one of Kreinik. If you don't want to buy many colours of Kreinik then it might be an idea to use the same colours for all of the ornaments. Of course you can always grab some DMC Light Effects instead or another thread entirely if you so choose.

If you don't like the idea of doing french knots with Kreinik (Personally I wouldn't want to do this) then you could either use beads or the DMC used in the pattern.

Please do leave a message on my blog, <http://magicalquilts.blogspot.com/>, or mention me on Twitter or Instagram with @magical525 if you make this as I'd love to see the results!

This pattern was given for your own personal use on <http://magicalquilts.blogspot.com/>. You may not sell this pattern, nor may you offer kits with this pattern. You may not sell embroideries made with this pattern, it was made for charitable or personal use only.

Please do not post this pattern to other sites but refer back to the blog post. This includes sites such as Pinterest and Facebook! So for example saying "I stitched this and you can get the pattern here" with a link is allowed but saving the pattern and uploading it as a file to Facebook or Pinterest is not.

You may of course share your finished results where you like, it's just the pattern itself that may not be shared.