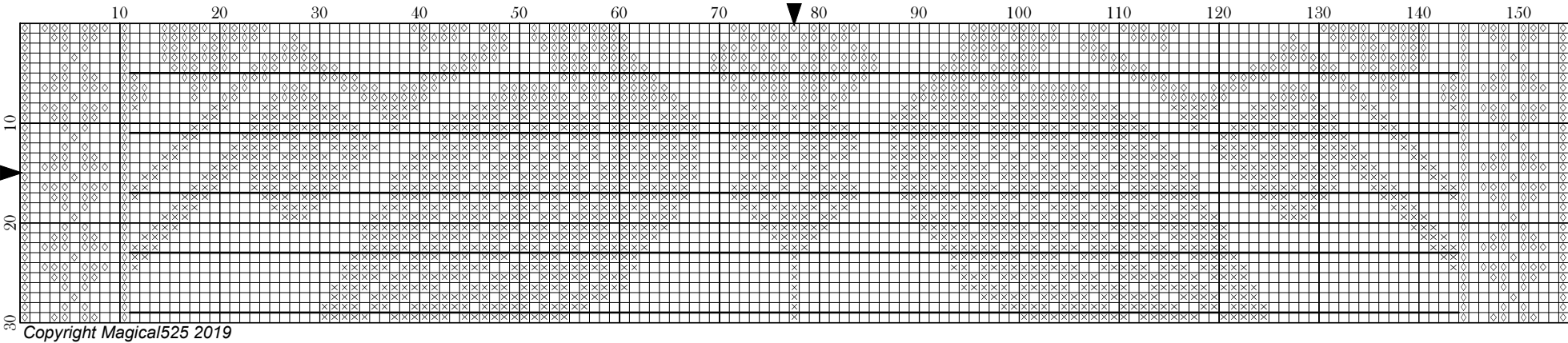


Weavers Birds - Part 2 by Magical525




Legend:
  DMC-820   DMC-168
Backstitches:
 DMC-666


Weavers Birds - Part 2

Author: Magical525
Copyright: Copyright Magical525 2019
Website: <http://magicalquilts.blogspot.com>
Grid Size: 155W x 30H
Design Area: 11.07" x 2.14" (155 x 30 stitches)

Legend:

 [2] DMC 820 royal blue - vy dk (1471 stitches, 0.6 skeins)  [2] DMC 168 pewter - vy lt (824 stitches, 0.3 skeins)

Backstitch Lines:

 DMC-666 DO NOT STITCH - this marks weekly sections for those that want to stitch per week. (47.50 inches, 0.1 skeins)

Welcome to the second part of the Weavers Birds SAL!

Notes:

- The January pattern is the biggest part you will get - it's 27 stitches high. All other months will be 22 stitches high.
- If you prefer to stitch weekly sections just stitch 6 rows a week and you will be able to keep up easily. I have marked the weekly sections with a **red line**. Occasionally you may only have part of a section left for a week, this is unavoidable due to the monthly sections.
- I have made the pattern so it fits on a single page for the pattern and a single page for the notes. It's rotated to landscape mode - I would advise against printing this in portrait mode.
- The light grey/diamond symbol is the border and last week's pattern
- The blue/X symbol is this week's section of pattern, I did it like this so you can colour in where you want which colour should you choose to use more colours.

Please do leave a message on my blog, <http://magicalquilts.blogspot.com/>, mention @Magical525 on twitter or in the SAL Facebook group (linked in the top link) if you make this as I'd love to see the results! I use #weaversbirdssal as the tag on most social media.

This pattern was given for your own personal use on <http://magicalquilts.blogspot.com/>. You may not sell this pattern, nor may you offer kits with this pattern. You may not sell embroideries made with this pattern, it was made for personal use only.

Please do not post this pattern to other sites but refer back to the blog post. This includes sites such as Pinterest and Facebook! So for example saying "I stitched this and you can get the pattern here" with a link is allowed but saving the pattern and uploading it as a file to Facebook or Pinterest is not, nor is posting a photo of your stitching with the pattern showing.

You may of course share your finished results where you like, it's just the pattern itself that may not be shared