



Copyright Magical525 2018



- Legend:
- DMC-800
 - DMC-799
 - DMC-798
 - DMC-797
- Backstitches:
- DMC-800
 - DMC-799
 - DMC-798
 - DMC-797

Tiny Squares



Author: Magical525
Copyright: Copyright Magical525 2018
Website: <http://magicalquilts.blogspot.com>
Grid Size: 38W x 38H
Design Area: 2.00" x 2.00" (36 x 36 stitches)



Legend:

 [2] DMC 800 delft blue - pl (90 stitches, 0.1 skeins)
 [2] DMC 799 delft blue - md (57 stitches, 0.1 skeins)

 [2] DMC 798 delft blue - dk (126 stitches, 0.1 skeins)
 [2] DMC 797 royal blue (311 stitches, 0.1 skeins)

Backstitch Lines:

 DMC-800 delft blue - pl (3.30 inches, 0.1 skeins)
 DMC-799 delft blue - md (6.02 inches, 0.1 skeins)

 DMC-798 delft blue - dk (2.09 inches, 0.1 skeins)
 DMC-797 royal blue (2.22 inches, 0.1 skeins)

This week I have made four tiny squares that you can use for lots of things! I've used four colours for most of them but you can, of course, use as many or few colours as you like!

Notes:

- The backstitches in the top right square are all DMC 797
- In the bottom right I used DMC 799 and 800 only
- For the bottom left I used
 - DMC 800 for the central four backstitches (you can do a half cross stitch as well if you prefer using the thread you are using for the cross stitches)
 - DMC 799 for all the backstitches that start from the cross stitch that uses 799 (2 x curvy lines and 1 x straight line)
 - DMC 798 for all of the lines leaving the cross stitch with the same colour (2 x curvy lines and 1 x straight line)

Please do leave a message on my blog, <http://magicalquilts.blogspot.com/>, or mention me on Twitter or Instagram with @magical525 if you make this as I'd love to see the results!

This pattern was given for your own personal use on <http://magicalquilts.blogspot.com/>. You may not sell this pattern, nor may you offer kits with this pattern. You may not sell embroideries made with this pattern, it was made for charitable or personal use only.

Please do not post this pattern (or parts of it) to other sites but refer back to the blog post. This includes sites such as Instagram, Pinterest and Facebook! So for example saying "I stitched this and you can get the pattern here" with a link is allowed but saving the pattern and uploading it as a file to Facebook or Pinterest etc. is not. You may also not edit my pattern and then post it.

You may of course share your finished results where you like, it's just the pattern itself that may not be shared.