

Copyright Magical525 2017

Legend:

- | | | | | |
|---------|----------|---------|---------|-----------|
| DMC-301 | DMC-300 | DMC-910 | DMC-971 | DMC-White |
| DMC-400 | DMC-3843 | DMC-307 | DMC-666 | |










Backstitches:

- | | |
|---------|---------|
| DMC-300 | DMC-666 |
|---------|---------|

Gingerbread House

Author: Magical525
Copyright: Copyright Magical525 2017
Website: <http://magicalquilts.blogspot.com>
Grid Size: 50W x 50H
Design Area: 3.57" x 3.50" (50 x 49 stitches)

Legend:

| | | | | | | | | | | | |
|--|-----|-----|------|--------------------|----------------------------|---|-----|-----|-------|--------------------|----------------------------|
|  | [2] | DMC | 301 | mahogany - md | (68 stitches, 0.1 skeins) |  | [2] | DMC | 307 | lemon | (84 stitches, 0.1 skeins) |
|  | [2] | DMC | 400 | mahogany - dk | (532 stitches, 0.2 skeins) |  | [2] | DMC | 971 | pumpkin | (52 stitches, 0.1 skeins) |
|  | [2] | DMC | 300 | mahogany - vy dk | (262 stitches, 0.1 skeins) |  | [2] | DMC | 666 | christmas red - br | (100 stitches, 0.1 skeins) |
|  | [2] | DMC | 3843 | electric blue | (116 stitches, 0.1 skeins) |  | [2] | DMC | White | white | (154 stitches, 0.1 skeins) |
|  | [2] | DMC | 910 | emerald green - dk | (86 stitches, 0.1 skeins) | | | | | | |

Backstitch Lines:

 DMC-300 mahogany - vy dk (4.30 inches, 0.1 skeins)  DMC-666 christmas red - br (1.21 inches, 0.1 skeins)

It's the last Friday before Christmas so time for the last of my Christmas themed Friday Freebies! This time a gingerbread house. Have a great Christmas - or if you don't celebrate Christmas have a lovely quite day or two!

Notes:

This is the perfect pattern to use up a few scraps you have lying around! Or perhaps you could use a single variegated thread to do all the colourful bits around the house (though I would use white for the white)

The backstitched X's on the candy flowers are meant to look like a normal cross stitch when done so just do each / and \ as a single line.

Please do leave a message on my blog, <http://magicalquilts.blogspot.com/>, or mention me on twitter or Instagram with @magical525 if you make this as I'd love to see the results!

This pattern was given for your own personal use on <http://magicalquilts.blogspot.com/>. You may not sell this pattern, nor may you offer kits with this pattern. You may not sell embroideries made with this pattern, it was made for charitable or personal use only.

Please do not post this pattern to other sites but refer back to the blog post. This includes sites such as Pinterest and Facebook! So for example saying "I stitched this and you can get the pattern here" with a link is allowed but saving the pattern and uploading it as a file to Facebook or Pinterest is not.

You may of course share your finished results where you like, it's just the pattern itself that may not be shared.