

Copyright Magical525 2017

Legend:

- | | | | | | | | | | |
|--|---------|--|---------|--|---------|--|---------|--|----------|
| | DMC-666 | | DMC-304 | | DMC-814 | | DMC-169 | | DMC-3799 |
| | DMC-321 | | DMC-816 | | DMC-168 | | DMC-413 | | DMC-310 |











Backstitches:

- DMC-310

Red and Black Optical Illusion

Author: Magical525
Copyright: Copyright Magical525 2017
Website: <http://magicalquilts.blogspot.com>
Grid Size: 43W x 41H
Design Area: 2.28" x 2.17" (41 x 39 stitches)

Legend:

	[2]	DMC	666	christmas red - br	(16 stitches, 0.1 skeins)		[2]	DMC	168	pewter - vy lt	(16 stitches, 0.1 skeins)
	[2]	DMC	321	christmas red	(48 stitches, 0.1 skeins)		[2]	DMC	169	pewter - lt	(48 stitches, 0.1 skeins)
	[2]	DMC	304	christmas red - md	(80 stitches, 0.1 skeins)		[2]	DMC	413	pewter gray - dk	(80 stitches, 0.1 skeins)
	[2]	DMC	816	garnet	(112 stitches, 0.1 skeins)		[2]	DMC	3799	pewter gray - vy dk	(112 stitches, 0.1 skeins)
	[2]	DMC	814	garnet - dk	(142 stitches, 0.1 skeins)		[2]	DMC	310	black	(142 stitches, 0.1 skeins)

Backstitch Lines:

 DMC-310 black (8.89 inches, 0.1 skeins)

Important: This pattern is not square! It's 41 x 43 stitches so not suitable for a biscornu.

In theory you don't need to use these 10 colours - you can use any colours as long as you have 2 sets of 5 colours that go from light to dark - just make sure they flow smoothly for the best effect.

Please do leave a message on my blog, <http://magicalquilts.blogspot.com/>, if you make this as I'd love to see the results!

This pattern was given for your own personal use on <http://magicalquilts.blogspot.com/>. You may not sell this pattern, nor may you offer kits with this pattern. You may not sell embroideries made with this pattern, it was made for charitable or personal use only.

Please do not post this pattern to other sites but refer back to the blog post. This includes sites such as Pinterest and Facebook! So for example saying "I stitched this and you can get the pattern here" with a link is allowed but saving the pattern and uploading it as a file to Facebook or Pinterest is not.

You may of course share your finished results where you like, it's just the pattern itself that may not be shared.