

Copyright Magical525 2017

Legend:

DMC-208
 DMC-209
 DMC-210
 DMC-211

Backstitches:

DMC-208
 DMC-210



French Knots:



DMC-209

The Glorious 25th of May


Author: Magical525
Copyright: Copyright Magical525 2017
Website: <http://magicalquilts.blogspot.com>
Grid Size: 44W x 44H
Design Area: 3.00" x 3.00" (42 x 42 stitches)


Legend:

 [2] DMC 208 lavender - vy dk (304 stitches, 0.1 skeins)
 [2] DMC 209 lavender - dk (320 stitches, 0.1 skeins)


 [2] DMC 210 lavender - md (80 stitches, 0.1 skeins)
 [2] DMC 211 lavender - lt (64 stitches, 0.1 skeins)

Backstitch Lines:

 DMC-208 lavender - vy dk (20.35 inches, 0.1 skeins)

 DMC-210 lavender - md (12.00 inches, 0.1 skeins)

French Knots:

 DMC-209 lavender - dk (64 French knots)

If you haven't read Terry Pratchett's Night Watch you really should!

It's the glorious 25th of May - "Truth, Justice, Freedom, Reasonably-Priced Love, and a Hard-Boiled Egg!"

In Night Watch, a Discworld book featuring the city watch (think policemen), citizens rise up in a revolution and later, survivors of the People's Revolution gather each year on May 25th to remember their fallen brethren while wearing lilac blooms on their lapels.

- You can use either backstitch or straight stitch for the backstitch lines, except for the outer line as that's for whip stitching the front and back together if you choose to do so.

- I used TOHO TR-11-127 Opaque-Lustered Pale Mauve seed beads instead of the knots shown here as they are easier to place.

- I Used DMC 209 to stitch the seed beads in place. I went down the same hole I came up from, which results in the beads not all lying straight or even in the same direction - this is exactly the look I am going for as the beads are supposed to represent lilac flowers.

- If you want to make a biscornu and are using Aida make sure it's a good quality one that will end up properly square as some cheaper ones tend to end up rectangular.

Please do leave a message on my blog, <http://magicalquilts.blogspot.com/>, if you make this as I'd love to see the results!

This pattern was given for your own personal use on <http://magicalquilts.blogspot.com/>. You may not sell this pattern, nor may you offer kits with this pattern. You may not sell embroideries made with this pattern, it was made for charitable or personal use only.

Please do not post this pattern to other sites but refer back to the blog post. This includes sites such as Pinterest and Facebook! So for example saying "I stitched this and you can get the pattern here" with a link is allowed but saving the pattern and uploading it as a file to Facebook or Pinterest is not.

You may of course share your finished results where you like, it's just the pattern itself that may not be shared.