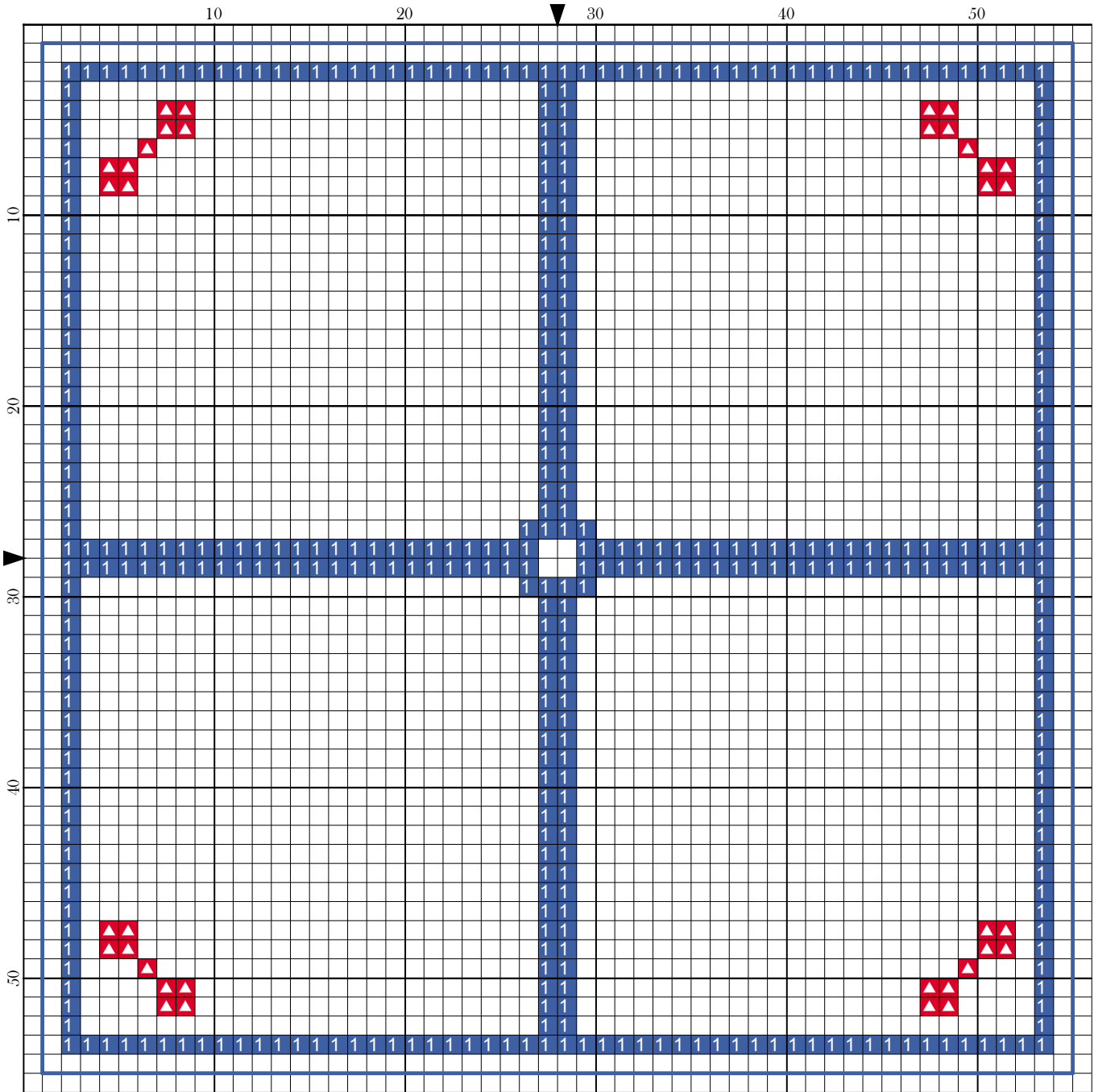


Bowtie Back for Tardis Biscornu by Magical525



Copyright Magical525 2013

Legend:

▲ DMC-666 1 DMC-798


Backstitches:


— DMC-798

Bowtie Back for Tardis Biscornu


Author: Magical525
Copyright: Copyright Magical525 2013
Grid Size: 56W x 56H
Design Area: 3.00" x 3.00" (54 x 54 stitches)

Legend:

 [2] DMC 666 christmas red - br (36 stitches, 0.1 skeins)

 [2] DMC 798 delft blue - dk (400 stitches, 0.1 skeins)

Backstitch Lines:

 DMC-798 delft blue - dk (12.00 inches, 0.1 skeins)

This is the back for the Tardis biscornu.

Please do leave a message on my blog, <http://magicalquilts.blogspot.com/>, or mention me on Twitter or Instagram with @magical525 if you make this as I'd love to see the results!

This pattern was given for your own personal use on <http://magicalquilts.blogspot.com/>. You may not sell this pattern, nor may you offer kits with this pattern. You may not sell embroideries made with this pattern, it was made for charitable or personal use only.

Please do not post this pattern to other sites but refer back to the blog post. This includes sites such as Pinterest and Facebook! So for example saying "I stitched this and you can get the pattern here" with a link is allowed but saving the pattern and uploading it as a file to Facebook or Pinterest is not.

You may of course share your finished results where you like, it's just the pattern itself that may not be shared.