

Copyright Magical525 2017

Legend:

DMC-307
 ✂ DMC-740



Backstitches:

DMC-307
 DMC-700
 DMC-740

Little Easter Flower

Author: Magical525
Copyright: Copyright Magical525 2017
Website: <http://magicalquilts.blogspot.com>
Grid Size: 22W x 22H
Design Area: 1.11" x 1.11" (20 x 20 stitches)


Legend:


  [2] DMC 307 lemon (4 stitches, 0.1 skeins)

  [2] DMC 740 tangerine (48 stitches, 0.1 skeins)

Backstitch Lines:

 DMC-307 lemon (1.18 inches, 0.1 skeins)

 DMC-740 tangerine (4.31 inches, 0.1 skeins)

 DMC-700 christmas green - br (13.35 inches, 0.1 skeins)

This little flower would make a great fob or tiny pin cushion for in your travel sewing kit - or both!

You can choose to use the colours given or use up some scraps from other projects to make this as you don't need all that much thread. You could also do the petals different colours if you like - anything goes here though I do suggest sticking to flower colours.

The Yellow "backstitch lines" are actually an eyelet. It's not a difficult stitch to do - just bring the needle up at one of the side edges and take the needle down into the centre, give it a little pull as you bring the thread up at the next place - always work from the outside in. Work your way around in a circle making sure to pull away from the centre hole as you finish off your thread on the back.

The green outer backstitch line is optional, I use it to whip stitch the 2 sides of the fob together but if you were to use this as a motif somewhere then I can imagine that not using that line would look better.

Please do leave a message on my blog, <http://magicalquilts.blogspot.com/>, if you make this as I'd love to see the results!

This pattern was given for your own personal use on <http://magicalquilts.blogspot.com/>. You may not sell this pattern, nor may you offer kits with this pattern. You may not sell embroideries made with this pattern, it was made for charitable or personal use only.

Please do not post this pattern to other sites but refer back to the blog post. This includes sites such as Pinterest and FaceBook! So for example saying "I stitched this and you can get the pattern here" with a link is allowed but saving the pattern and uploading it as a file to FaceBook or Pinterest is not.

You may of course share your finished results where you like, it's just the pattern itself that may not be shared.