




Copyright Magical525 2018















- Legend:
- | | | | | | | | | | | | |
|--|---------|--|----------|--|---------|--|---------|--|----------|--|---------|
| | DMC-166 | | DMC-581 | | DMC-727 | | DMC-159 | | DMC-161 | | DMC-722 |
| | DMC-165 | | DMC-3078 | | DMC-725 | | DMC-160 | | DMC-3856 | | DMC-720 |
- Backstitches:
- | | | | | | |
|--|---------|--|---------|--|---------|
| | DMC-166 | | DMC-581 | | DMC-160 |
|--|---------|--|---------|--|---------|

Patchwork Square

Author: Magical525
Copyright: Copyright Magical525 2018
Website: <http://magicalquilts.blogspot.com>
Grid Size: 100W x 100H
Design Area: 5.33" x 5.33" (96 x 96 stitches)

Legend:

 [2] DMC 166 moss green - md lt (875 stitches, 0.3 skeins)	 [2] DMC 727 topaz - vy lt (372 stitches, 0.1 skeins)	 [2] DMC 161 gray blue (192 stitches, 0.1 skeins)
 [2] DMC 165 moss green - vy lt (112 stitches, 0.1 skeins)	 [2] DMC 725 topaz (380 stitches, 0.1 skeins)	 [2] DMC 3856 mahogany - ul vy lt (637 stitches, 0.2 skeins)
 [2] DMC 581 moss green (674 stitches, 0.2 skeins)	 [2] DMC 159 gray blue - lt (42 stitches, 0.1 skeins)	 [2] DMC 722 orange spice - lt (732 stitches, 0.2 skeins)
 [2] DMC 3078 golden yellow - vy lt (37 stitches, 0.1 skeins)	 [2] DMC 160 gray blue - md (340 stitches, 0.1 skeins)	 [2] DMC 720 orange spice - dk (776 stitches, 0.2 skeins)

Backstitch Lines:

--- DMC-166 moss green - md lt (2.59 inches, 0.3 skeins) — DMC-581 moss green (4.72 inches, 0.2 skeins) — DMC-160 gray blue - md (8.58 inches, 0.1 skeins)

This pattern happened because someone asked for a square version to make for their aunt who quilts - how could I say no?

This is a great pattern to use some leftovers on or some thread you have lying around!

Note: the backstitches on the left are actually giant cross stitches.

Please do leave a message on my blog, <http://magicalquilts.blogspot.com/> , or mention me on Twitter or Instagram with @magical525 if you make this as I'd love to see the results!

This pattern was given for your own personal use on <http://magicalquilts.blogspot.com/> . You may not sell this pattern, nor may you offer kits with this pattern. You may not sell embroideries made with this pattern, it was made for charitable or personal use only.

Please do not post this pattern to other sites but refer back to the blog post. This includes sites such as Pinterest and Facebook! So for example saying “I stitched this and you can get the pattern here” with a link is allowed but saving the pattern and uploading it as a file to Facebook or Pinterest is not.

You may of course share your finished results where you like, it's just the pattern itself that may not be shared.