





- Legend:
-   DMC-517   DMC-3750
- Backstitches:
-  DMC-502  DMC-517  DMC-3750  DMC-815

Anna Fob

Author: Magical525
Copyright: Copyright Magical525 2017
Website: <http://magicalquilts.blogspot.com>
Grid Size: 50W x 50H
Design Area: 2.67" x 2.67" (48 x 48 stitches)

Legend:

 [2] DMC 517 wedgewood - dk (20 stitches, 0.1 skeins)  [2] DMC 3750 antique blue - vy dk (368 stitches, 0.1 skeins)

Backstitch Lines:

 DMC-502 blue green (26.50 inches, 0.1 skeins)  DMC-3750 antique blue - vy dk (17.58 inches, 0.1 skeins)
 DMC-517 wedgewood - dk (12.68 inches, 0.1 skeins)  DMC-815 garnet - md (7.90 inches, 0.1 skeins)

This pattern was inspired by the Mucha princess patterns Pinky the Pink has made, this one uses the colours of Anna which you can find here: <http://tinyurl.com/l4mfjs2> (if it hasn't sold out yet as it's a limited edition pattern). Pinky's etsy shop can be found here: <https://www.etsy.com/shop/pinkythepink> with more princesses and much, much more!

All the stitches done over 1 x 2 squares are done with straight stitch - so from one point to another with no stops on the way. All of the other lines are backstitch.

If you prefer you can of course always go with a completely different pallet than the one given! Make it yours if you like, I'm all for it :) Please do leave a message on my blog, <http://magicalquilts.blogspot.com/>, if you make this as I'd love to see the results!

This pattern was given for your own personal use on <http://magicalquilts.blogspot.com/>. You may not sell this pattern, nor may you offer kits with this pattern. If you wish to sell the embroideries made with my patterns please contact me first :)

Please do not post this pattern to other sites but refer back to the blog post. This includes sites such as pinterest and facebook! You may of course share your finished results where you like.