










Copyright Magical525 2017





Belle Fob side A

Author: Magical525
Copyright: Copyright Magical525 2017
Website: <http://magicalquilts.blogspot.com>
Grid Size: 40W x 40H
Design Area: 2.22" x 2.22" (40 x 40 stitches)

Legend:

 [2] DMC 3853 autumn gold - dk (28 stitches, 0.1 skeins)	 [2] DMC 3855* autumn gold - lt (224 stitches, 0.1 skeins)
 [2] DMC 3853* autumn gold - dk (100 stitches, 0.1 skeins)	 [2] DMC 745 yellow - lt pl (240 stitches, 0.1 skeins)
 [2] DMC 3854 autumn gold - md (188 stitches, 0.1 skeins)	 [2] DMC 745* yellow - lt pl (240 stitches, 0.1 skeins)
 [2] DMC 3854* autumn gold - md (260 stitches, 0.1 skeins)	 [2] DMC 677 old gold - vy lt (96 stitches, 0.1 skeins)
 [2] DMC 3855 autumn gold - lt (224 stitches, 0.1 skeins)	

(*) Blended Entries:

 DMC-3853 & DMC-3854 (DMC Cotton-autumn gold - dk blended with DMC Cotton-autumn gold - md)
 DMC-3854 & DMC-3855 (DMC Cotton-autumn gold - md blended with DMC Cotton-autumn gold - lt)
 DMC-3855 & DMC-745 (DMC Cotton-autumn gold - lt blended with DMC Cotton-yellow - lt pl)
 DMC-745 & DMC-677 (DMC Cotton-yellow - lt pl blended with DMC Cotton-old gold - vy lt)

Backstitch Lines:

 DMC-3853 autumn gold - dk (10.41 inches, 0.1 skeins)

This pattern was inspired by the Mucha princess patterns Pinky the Pink has made, this one uses the colours of Belle which you can find here: <http://tinyurl.com/zsltfqe> (if it hasn't sold out yet as it's a limited edition pattern). Pinky's etsy shop can be found here: <https://www.etsy.com/shop/pinkythepink> with more princesses and much, much more!

Please note that the blended colours are listed twice! Once as a normal colour in the main legend and once with the actual colours needed, Please read it all through before stash diving or buying colours as it will make it easier for you.

Many people think that blended colours are scary and this pattern lets you try it out before committing to a bigger pattern with lots of blended colours. Blended colours are a lot easier than it sounds! All you need is one strand of each colour called for and use them as if they are a single colour - that's it! Nothing else, no hidden tricks or anything. As long as you are careful about which colours you grab you will be fine!

While the pattern does call for blended colours, if you prefer you can of course always go for a non-blended version with a completely different pallet than the one given! Make it yours if you like, I'm all for it :) Please do leave a message on my blog, <http://magicalquilts.blogspot.com/>, if you make this as I'd love to see the results!

This pattern was given for your own personal use on <http://magicalquilts.blogspot.com/>. You may not sell this pattern, nor may you offer kits with this pattern. If you wish to sell the embroideries made with my patterns please contact me first :)

Please do not post this pattern to other sites but refer back to the blog post. This includes sites such as pinterest and facebook! You may of course share your finished results where you like.