

Legend:

✂ DMC-3761 ★ DMC-519


Backstitches:

— DLE-E321 — DMC-597 — DMC-3768

<No Title>


Author: Magical525
Copyright: Copyright Magical525 2017
Website: <http://magicalquilts.blogspot.com>
Grid Size: 50W x 50H
Design Area: 2.67" x 2.67" (48 x 48 stitches)


Legend:


 [2] DMC 3761 sky blue - lt (168 stitches, 0.1 skeins)

  [2] DMC 519 sky blue (188 stitches, 0.1 skeins)

Backstitch Lines:

 DLE-E321 Red Ruby (18.37 inches, 0.1 skeins)

 DMC-3768 gray green - dk (10.01 inches, 0.1 skeins)

 DMC-597 turquoise (14.28 inches, 0.1 skeins)

This pattern was inspired by the mucha princess patterns Pinky the Pink has made, this one uses the colours of Kida which you can find here: <http://tinyurl.com/zxdro32> (if it hasn't sold out yet as it's a limited edition pattern). Pinky's etsy shop can be found here: <https://www.etsy.com/shop/pinkythepink> with more princesses and much, much more!

While the pattern does call for a Light Effects red floss, if you prefer you can of course always go for a non-sparkly version with the same colour number, or perhaps even a completely different pallet than the one given! Make it yours if you like, I'm all for it :) Please do leave a message on my blog, <http://magicalquilts.blogspot.com/>, if you make this as I'd love to see the results!

This pattern was given for your own personal use on <http://magicalquilts.blogspot.com/>. You may not sell this pattern, nor may you offer kits with this pattern. If you wish to sell the embroideries made with my patterns please contact me first :)

Please do not post this pattern to other sites but refer back to the blog post. This includes sites such as pinterest and facebook! You may of course share your finished results where you like.