

Copyright Magical525 2017

Legend:

 DMC-368

Backstitches:


 DMC-368     DMC-772     DMC-524

# Tiana Fob


---

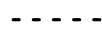
**Author:** Magical525  
**Copyright:** Copyright Magical525 2017  
**Website:** <http://magicalquilts.blogspot.com>  
**Grid Size:** 34W x 34H  
**Design Area:** 1.78" x 1.78" (32 x 32 stitches)


## Legend:

 [2] DMC 368 pistachio green - lt (60 stitches, 0.1 skeins)

## Backstitch Lines:

 DMC-368 pistachio green - lt (22.57 inches, 0.1 skeins)

 DMC-524 fern green - vy lt (23.60 inches, 0.1 skeins)

 DMC-772 yellow green - vy lt (15.85 inches, 0.1 skeins)

This pattern was inspired by the Mucha princess patterns Pinky the Pink has made, this one uses the colours of Tiana which you can find here: <http://tinyurl.com/gw2qwrg> (if it hasn't sold out yet as it's a limited edition pattern). Pinky's etsy shop can be found here: <https://www.etsy.com/shop/pinkythepink> with more princesses and much, much more!

This time no blended colours but lots and lots and lots of backstitch - almost 62 inches of it in fact - that's 1.57 metres!

As the lightest colour is almost invisible on the pattern I have set it so that the back stitching show as black and white with 3 different patterns for the lines so you can tell which is which (hopefully). If you have issues with reading the pattern do let me know! I'll do my best to fix it for you.

Please do leave a message on my blog, <http://magicalquilts.blogspot.com/> , if you make this as I'd love to see the results!

This pattern was given for your own personal use on <http://magicalquilts.blogspot.com/> . You may not sell this pattern, nor may you offer kits with this pattern. If you wish to sell the embroideries made with my patterns please contact me first :)

Please do not post this pattern to other sites but refer back to the blog post. This includes sites such as pinterest and facebook! You may of course share your finished results where you like.