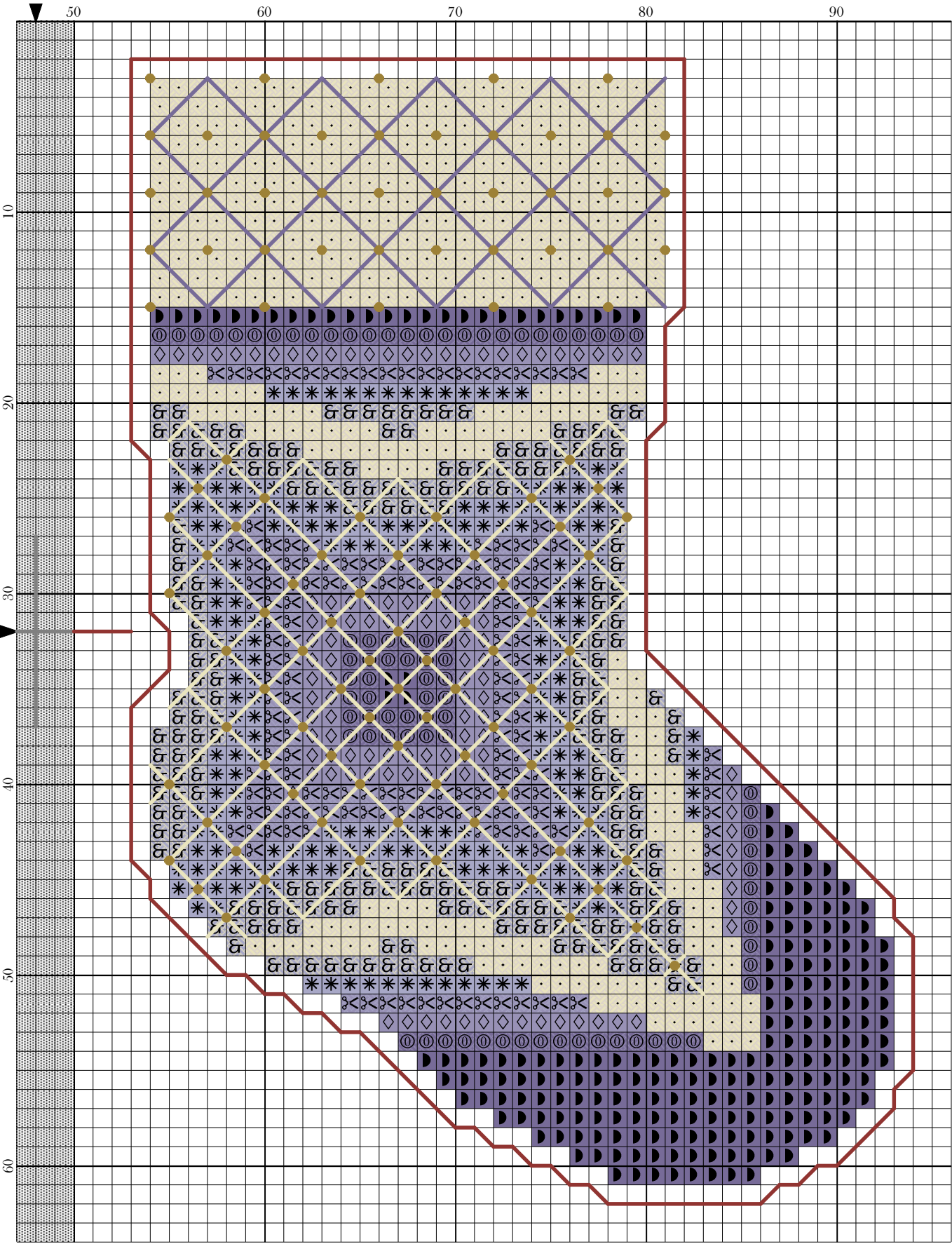


Copyright Magical525 2017

- Legend:
- | | | | |
|-------------|-------------|------------|-----------|
| ■ DMC-3746 | ⊗ DMC-3746* | ⊠ DMC-155* | ✱ DMC-340 |
| ■ DMC-3047* | ⊡ DMC-155 | ⊢ DMC-340* | |
- Backstitches:










Copyright Magical525 2017

DMC-3746 DMC-3047* DMC-3777
Beads:
• MHF-62031





Christmas in July - Day 6 - Esmeralda

Author: Magical525
Copyright: Copyright Magical525 2017
Website: <http://magicalquilts.blogspot.com>
Grid Size: 96W x 64H
Design Area: 5.11" x 3.33" (92 x 60 stitches)

Legend:

	[2]	DMC	3746	blue violet - dk	(448 stitches, 0.2 skeins)		[2]	DMC	155*	blue violet - md dk	(344 stitches, 0.1 skeins)
	[2]	DMC	3047*	yellow beige - lt	(968 stitches, 0.3 skeins)		[2]	DMC	340*	blue violet - md	(460 stitches, 0.1 skeins)
	[2]	DMC	3746*	blue violet - dk	(170 stitches, 0.1 skeins)		[2]	DMC	340	blue violet - md	(454 stitches, 0.1 skeins)
	[2]	DMC	155	blue violet - md dk	(234 stitches, 0.1 skeins)						

(*) Blended Entries:

	DMC-3047 & DMC-3743	(DMC Cotton-yellow beige - lt blended with DMC Cotton-antique violet - vy lt)
	DMC-3746 & DMC-155	(DMC Cotton-blue violet - dk blended with DMC Cotton-blue violet - md dk)
	DMC-155 & DMC-340	(DMC Cotton-blue violet - md dk blended with DMC Cotton-blue violet - md)
	DMC-340 & DMC-3047	(DMC Cotton-blue violet - md blended with DMC Cotton-yellow beige - lt)

Backstitch Lines:

	DMC-3746	blue violet - dk	(16.97 inches, 0.2 skeins)		DMC-3777	terra cotta - vy dk	(21.65 inches, 0.1 skeins)
	DMC-3047*	yellow beige - lt	(48.71 inches, 0.3 skeins)				

Beads:

- MHF-62031 Mill Hill Frosted Beads-Gold (226 beads)

This is the 6th of the 31 patterns that I will be giving on my blog over the month.

Today's pattern is inspired by the Mucha princess patterns Pinky the Pink has made, this one uses the colours of Esmeralda which you can find here: <http://tinyurl.com/lhqzsp8> (if it hasn't sold out yet as it's a limited edition pattern). Pinky's etsy shop can be found here: <https://www.etsy.com/shop/pinkythepink> with more princesses and much, much more! You can find the fob inspired by the same colours here: <https://magicalquilts.blogspot.com/2017/03/freebie-friday-esmeralda-fob.html>

- If you don't like the colours then by all means change them, it's your project so you should make it in colours you enjoy!
- The + in the centre is the middle of the pattern, marked for your stitching ease. The brown backstitched line is the seam line of the stockings should you join them into a single stocking. I'd suggest whip stitching them together wrong sides facing.
- For more ideas on how you can use these patterns please look here: <http://magicalquilts.blogspot.com/2017/06/christmas-in-july-overview-post.html>
- Please note that the blended colours are listed twice! Once as a normal colour in the main legend and once with the actual colours needed. Please read it all through before stash diving or buying colours as it will make it easier for you.

Many people think that blended colours are scary and this pattern lets you try them out. Blended colours are a lot easier than they sound! All you need is one strand of each colour called for and use them as if they are a single colour - that's it!

Please do leave a message on my blog, <http://magicalquilts.blogspot.com/>, if you make this as I'd love to see the results!

This pattern was given for your own personal use on <http://magicalquilts.blogspot.com/>. You may not sell this pattern, nor may you offer kits with this pattern. You may not sell embroideries made with this pattern, it was made for charitable or personal use only.

Please do not post this pattern to other sites but refer back to the blog post. This includes sites such as Pinterest and Facebook! So for example saying "I stitched this and you can get the pattern here" with a link is allowed but saving the pattern and uploading it as a file to Facebook or Pinterest is not.

You may of course share your finished results where you like, it's just the pattern itself that may not be shared.