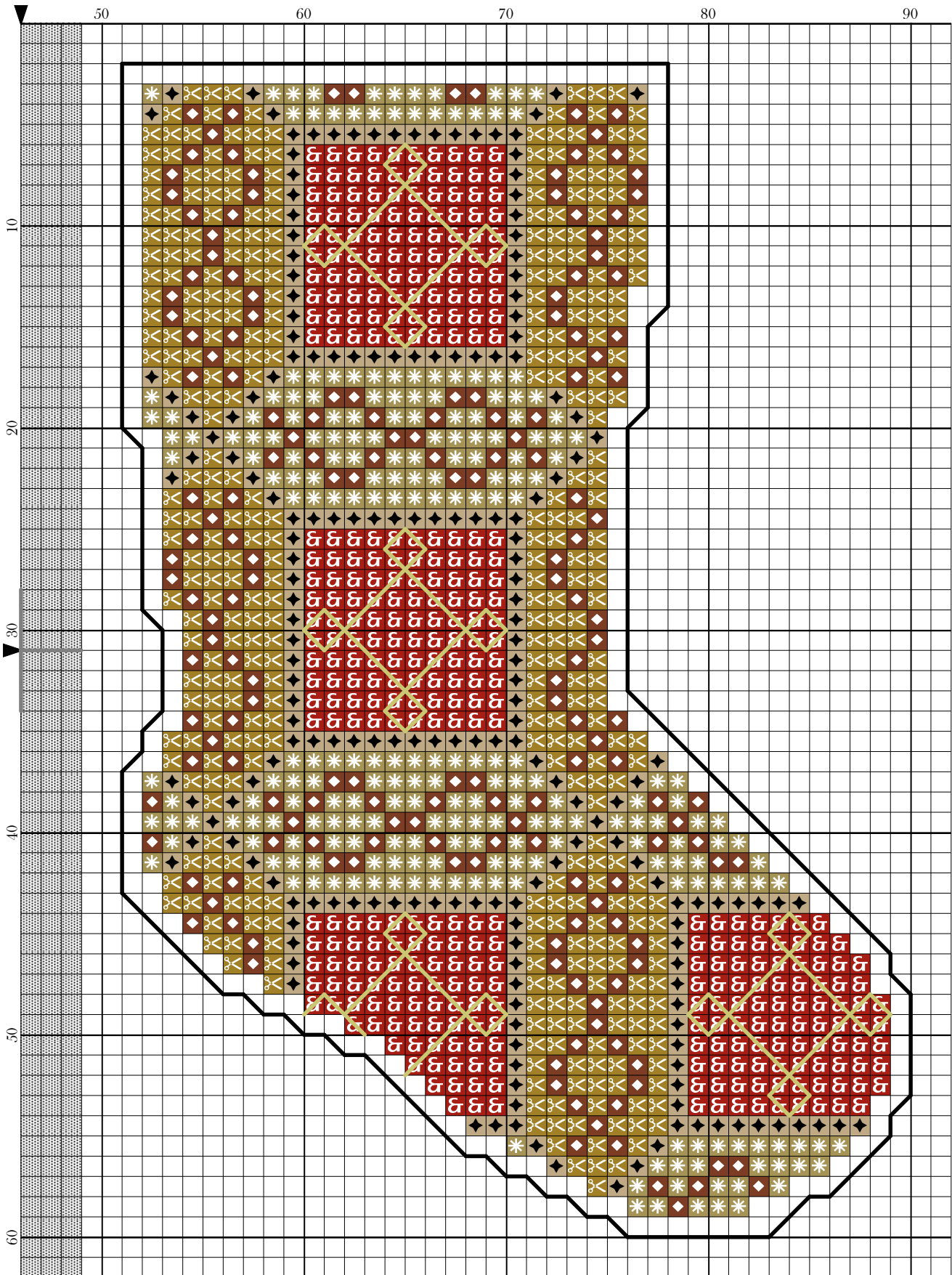


Copyright Magical525 2017

Legend:

- | | | | | | | | | | | | | |
|---|---|-----------|---|---|----------|---|-----------|---|---|----------|---|---------|
|  |  | DLE-E3852 |  |  | DLE-E677 |  | DLE-E3821 |  |  | DLE-E301 |  | KR4-003 |
|---|---|-----------|---|---|----------|---|-----------|---|---|----------|---|---------|



Copyright Magical525 2017




Backstitches:



— KR4-002 — DMC-310

Christmas n July - Day 12 - Celtic Red and Gold


Author: Magical525
Copyright: Copyright Magical525 2017
Website: <http://magicalquilts.blogspot.com>
Grid Size: 92W x 62H
Design Area: 4.89" x 3.22" (88 x 58 stitches)


Legend:

 [2] DLE E3852 Dark Gold (702 stitches, 0.2 skeins)
 [2] DLE E677 White Gold (396 stitches, 0.1 skeins)
 [2] DLE E3821 Light Gold (484 stitches, 0.2 skeins)

 [2] DLE E301 Copper (364 stitches, 0.1 skeins)
 [1] KR4 003 Red (736 stitches, 0.5 skeins)

Backstitch Lines:

 KR4-002 Gold (16.34 inches, 0.1 skeins)

 DMC-310 black (20.31 inches, 0.1 skeins)

This is the 12th of the 31 patterns that I will be giving on my blog over the month.

Today's pattern is taken from an illuminated manuscript and first used for my Celtic Wolf embroidery. Like the blue pattern on day 5 I wanted to use this to create a stocking so it had a chance to really shine - and with all the gold used it really does!

If you don't like the colours then by all means change them, it's your project so you should make it in colours you enjoy!

The + in the centre is the middle of the pattern, marked for your stitching ease. The black backstitched line is the seam line of the stockings should you join them into a single stocking. I'd suggest whip stitching them together wrong sides facing.

For more ideas on how you can use these patterns please look here:

<http://magicalquilts.blogspot.com/2017/06/christmas-in-july-overview-post.html>

Please do leave a message on my blog, <http://magicalquilts.blogspot.com/>, if you make this as I'd love to see the results!

This pattern was given for your own personal use on <http://magicalquilts.blogspot.com/>. You may not sell this pattern, nor may you offer kits with this pattern. You may not sell embroideries made with this pattern, it was made for charitable or personal use only.

Please do not post this pattern to other sites but refer back to the blog post. This includes sites such as Pinterest and Facebook! So for example saying "I stitched this and you can get the pattern here" with a link is allowed but saving the pattern and uploading it as a file to Facebook or Pinterest is not.

You may of course share your finished results where you like, it's just the pattern itself that may not be shared.