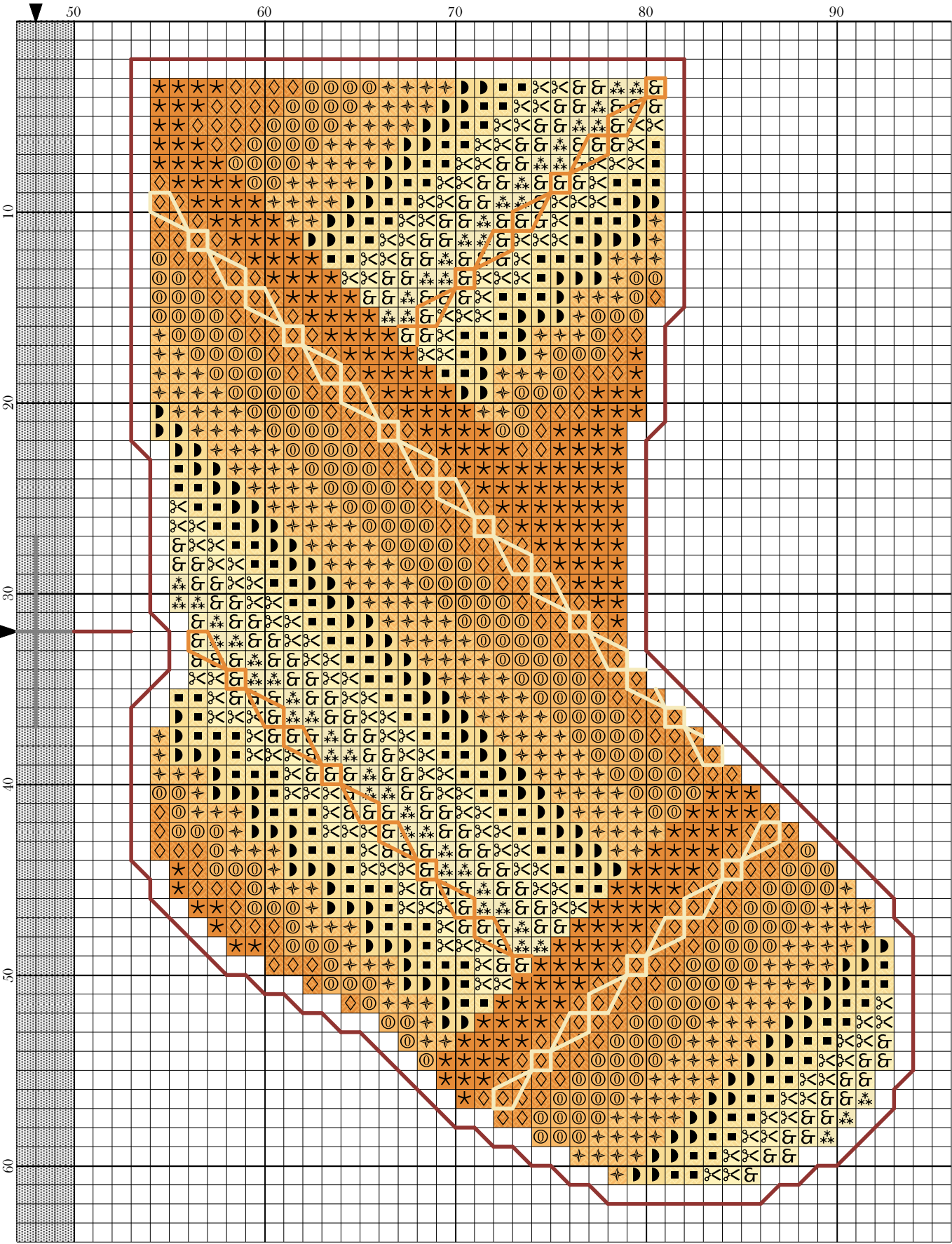


Legend:

Page: 1












Copyright Magical525 2017

Backstitches:
DMC-3853 DMC-677 DMC-3777





Christmas in July - Day 14 - Belle

Author: Magical525
Copyright: Copyright Magical525 2017
Website: <http://magicalquilts.blogspot.com>
Grid Size: 96W x 64H
Design Area: 5.11" x 3.33" (92 x 60 stitches)

Legend:

	[2]	DMC	3853	autumn gold - dk	(414 stitches, 0.1 skeins)		[2]	DMC	3855*	autumn gold - lt	(290 stitches, 0.1 skeins)
	[2]	DMC	3853*	autumn gold - dk	(448 stitches, 0.1 skeins)		[2]	DMC	745	yellow - lt pl	(284 stitches, 0.1 skeins)
	[2]	DMC	3854	autumn gold - md	(474 stitches, 0.2 skeins)		[2]	DMC	745*	yellow - lt pl	(284 stitches, 0.1 skeins)
	[2]	DMC	3854*	autumn gold - md	(486 stitches, 0.2 skeins)		[2]	DMC	677	old gold - vy lt	(106 stitches, 0.1 skeins)
	[2]	DMC	3855	autumn gold - lt	(292 stitches, 0.1 skeins)						

(*) Blended Entries:

	DMC-3853 & DMC-3854	(DMC Cotton-autumn gold - dk blended with DMC Cotton-autumn gold - md)
	DMC-3854 & DMC-3855	(DMC Cotton-autumn gold - md blended with DMC Cotton-autumn gold - lt)
	DMC-3855 & DMC-745	(DMC Cotton-autumn gold - lt blended with DMC Cotton-yellow - lt pl)
	DMC-745 & DMC-677	(DMC Cotton-yellow - lt pl blended with DMC Cotton-old gold - vy lt)

Backstitch Lines:

	DMC-3853	autumn gold - dk	(11.85 inches, 0.1 skeins)		DMC-3777	terra cotta - vy dk	(21.65 inches, 0.1 skeins)
	DMC-677	old gold - vy lt	(16.70 inches, 0.1 skeins)				

This is the 14th of the 31 patterns that I will be giving on my blog this month.

This pattern was inspired by the Mucha princess patterns Pinky the Pink has made, this one uses the colours of Belle which you can find here: <http://tinyurl.com/yb3pgtxb> (if it hasn't sold out yet as it's a limited edition pattern).

Pinky's etsy shop can be found here: <https://www.etsy.com/shop/pinkythepink> with more princesses and much, much more!

- Please note that the blended colours are listed twice! Once as a normal colour in the main legend and once with the actual colours needed. Please read it all through before stash diving or buying colours as it will make it easier for you.
- The + in the centre is the middle of the pattern, marked for your stitching ease. The terra cotta backstitched line is the seam line of the stockings should you join them into a single stocking. I'd suggest whip stitching them together wrong sides facing.
- All the stitches done over 1 x 2 squares are done with straight stitch - so from one point to another with no stops on the way. All of the other lines are backstitch.
- If you don't like the colours then by all means change them, it's your project so you should make it in colours you enjoy
- For more ideas on how you can use these patterns please look here: <http://magicalquilts.blogspot.com/2017/06/christmas-in-july-overview-post.html>

Today's pattern also has a matching fob pattern which you can find here:

<https://magicalquilts.blogspot.com/2017/03/a-late-friday-freebie-belle-fob.html>

Please do leave a message on my blog, <http://magicalquilts.blogspot.com/>, if you make this as I'd love to see the results!

This pattern was given for your own personal use on <http://magicalquilts.blogspot.com/>. You may not sell this pattern, nor may you offer kits with this pattern. You may not sell embroideries made with this pattern, it was made for charitable or personal use only.

Please do not post this pattern to other sites but refer back to the blog post. This includes sites such as Pinterest and Facebook! So for example saying "I stitched this and you can get the pattern here" with a link is allowed but saving the pattern and uploading it as a file to Facebook or Pinterest is not.

You may of course share your finished results where you like, it's just the pattern itself that may not be shared.