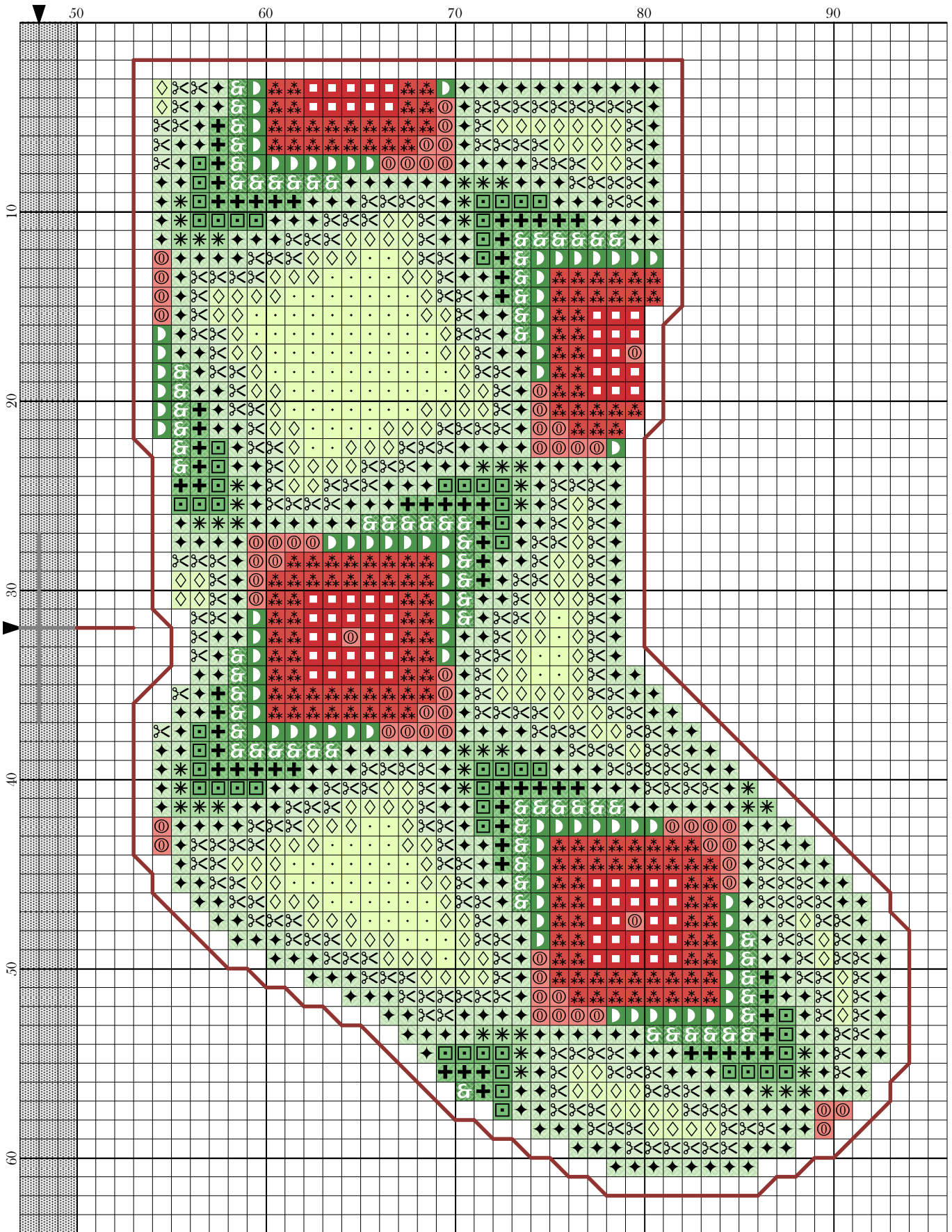


Copyright Magical525 2017

Legend:

- | | | | | | |
|---------|----------|----------|----------|---------|---------|
| DMC-772 | DMC-772* | DMC-369 | DMC-369* | DMC-352 | DMC-350 |
| DMC-368 | DMC-320 | DMC-320* | DMC-367* | DMC-367 | DMC-349 |



Copyright Magical525 2017













Backstitches:

— DMC-3777





Christmas in July - Day 21 - Mulan

Author: Magical525
Copyright: Copyright Magical525 2017
Website: <http://magicalquilts.blogspot.com>
Grid Size: 96W x 64H
Design Area: 5.11" x 3.33" (92 x 60 stitches)


Legend:

	[2]	DMC	772	yellow green - vy lt	(226 stitches, 0.1 skeins)		[2]	DMC	369*	pistachio green - vy lt	(720 stitches, 0.2 skeins)
	[2]	DMC	368	pistachio green - lt	(86 stitches, 0.1 skeins)		[2]	DMC	367*	pistachio green - dk	(146 stitches, 0.1 skeins)
	[2]	DMC	772*	yellow green - vy lt	(342 stitches, 0.1 skeins)		[2]	DMC	352	coral -lt	(120 stitches, 0.1 skeins)
	[2]	DMC	320	pistachio green - md	(110 stitches, 0.1 skeins)		[2]	DMC	367	pistachio green - dk	(168 stitches, 0.1 skeins)
	[2]	DMC	369	pistachio green - vy lt	(562 stitches, 0.2 skeins)		[2]	DMC	350	coral - md	(326 stitches, 0.1 skeins)
	[2]	DMC	320*	pistachio green - md	(128 stitches, 0.1 skeins)		[2]	DMC	349	coral - dk	(144 stitches, 0.1 skeins)

(*) Blended Entries:

	DMC-772 & DMC-369	(DMC Cotton-yellow green - vy lt blended with DMC Cotton-pistachio green - vy lt)
	DMC-320 & DMC-368	(DMC Cotton-pistachio green - md blended with DMC Cotton-pistachio green - lt)
	DMC-369 & DMC-368	(DMC Cotton-pistachio green - vy lt blended with DMC Cotton-pistachio green - lt)
	DMC-367 & DMC-368	(DMC Cotton-pistachio green - dk blended with DMC Cotton-pistachio green - lt)

Backstitch Lines:

 DMC-3777 terra cotta - vy dk (21.65 inches, 0.1 skeins)

This is the 21st of the 31 patterns that I will be giving on my blog this month.

This pattern was inspired by the Mucha princess patterns Pinky the Pink has made, this one uses the colours of Mulan which you can find here: <http://tinyurl.com/y7c42zvl> (if it hasn't sold out yet as it's a limited edition pattern). Pinky's etsy shop can be found here: <https://www.etsy.com/shop/pinkythepink> with more princesses and much, much more!

- The + in the centre is the middle of the pattern, marked for your stitching ease. The terra cotta backstitched line is the seam line of the stockings should you join them into a single stocking. I'd suggest whip stitching them together wrong sides facing.
- Please note that the blended colours are listed twice! Once as a normal colour in the main legend and once with the actual colours needed. Please read it all through before stash diving or buying colours as it will make it easier for you.
- If you don't like the colours then by all means change them, it's your project so you should make it in colours you enjoy!

For more ideas on how you can use these patterns please look here:

<http://magicalquilts.blogspot.com/2017/06/christmas-in-july-overview-post.html>

Today's pattern also has a matching fob pattern which you can find here:

<https://magicalquilts.blogspot.com/2016/02/a-quick-little-something-for-weekend.html>

Please do leave a message on my blog, <http://magicalquilts.blogspot.com/>, if you make this as I'd love to see the results!

This pattern was given for your own personal use on <http://magicalquilts.blogspot.com/>. You may not sell this pattern, nor may you offer kits with this pattern. You may not sell embroideries made with this pattern, it was made for charitable or personal use only.

Please do not post this pattern to other sites but refer back to the blog post. This includes sites such as Pinterest and Facebook! So for example saying "I stitched this and you can get the pattern here" with a link is allowed but saving the pattern and uploading it as a file to Facebook or Pinterest is not.

You may of course share your finished results where you like, it's just the pattern itself that may not be shared.