


Copyright Magical525 2017

Legend:

- | | | | | |
|----------|-----------|-----------|-----------|---------|
| DMC-3803 | DMC-3835* | DMC-3837* | DMC-3803* | DMC-159 |
| DMC-3835 | DMC-3837 | DMC-3746 | DMC-745 | |



Copyright Magical525 2017







Backstitches:

— DMC-3777




Christmas in July - Day 23 - Aurora

Author: Magical525
Copyright: Copyright Magical525 2017
Website: <http://magicalquilts.blogspot.com>
Grid Size: 96W x 64H
Design Area: 5.11" x 3.33" (92 x 60 stitches)


Legend:

| | | | | | | | | | | | |
|--|-----|-----|-------|------------------|----------------------------|---|-----|-----|-------|------------------|-----------------------------|
|  | [2] | DMC | 3803 | mauve - md | (74 stitches, 0.1 skeins) |  | [2] | DMC | 3746 | blue violet - dk | (830 stitches, 0.3 skeins) |
|  | [2] | DMC | 3835 | grape - md | (126 stitches, 0.1 skeins) |  | [2] | DMC | 3803* | mauve - md | (78 stitches, 0.1 skeins) |
|  | [2] | DMC | 3835* | grape - md | (160 stitches, 0.1 skeins) |  | [2] | DMC | 745 | yellow - lt pl | (218 stitches, 0.1 skeins) |
|  | [2] | DMC | 3837 | lavender - ul dk | (204 stitches, 0.1 skeins) |  | [2] | DMC | 159 | gray blue - lt | (1188 stitches, 0.4 skeins) |
|  | [2] | DMC | 3837* | lavender - ul dk | (200 stitches, 0.1 skeins) | | | | | | |

(*) Blended Entries:

| | | |
|--|---------------------|--|
|  | DMC-3835 & DMC-3837 | (DMC Cotton-grape - md blended with DMC Cotton-lavender - ul dk) |
|  | DMC-3837 & DMC-3746 | (DMC Cotton-lavender - ul dk blended with DMC Cotton-blue violet - dk) |
|  | DMC-3803 & DMC-3835 | (DMC Cotton-mauve - md blended with DMC Cotton-grape - md) |

Backstitch Lines:

 DMC-3777 terra cotta - vy dk (21.65 inches, 0.1 skeins)

This is the 23rd of the 31 patterns that I will be giving on my blog this month.

This pattern was inspired by the Mucha princess patterns Pinky the Pink has made, this one uses the colours of Aurora which you can find here: <http://tinyurl.com/y88dxqv9> (if it hasn't sold out yet as it's a limited edition pattern). Pinky's etsy shop can be found here: <https://www.etsy.com/shop/pinkythepink> with more princesses and much, much more!

- The + in the centre is the middle of the pattern, marked for your stitching ease. The terra cotta backstitched line is the seam line of the stockings should you join them into a single stocking. I'd suggest whip stitching them together wrong sides facing.
- Please note that the blended colours are listed twice! Once as a normal colour in the main legend and once with the actual colours needed. Please read it all through before stash diving or buying colours as it will make it easier for you.
- If you don't like the colours then by all means change them, it's your project so you should make it in colours you enjoy!

For more ideas on how you can use these patterns please look here:

<http://magicalquilts.blogspot.com/2017/06/christmas-in-july-overview-post.html>

Today's pattern also has a matching fob pattern which you can find here:

<https://magicalquilts.blogspot.com/2017/03/freebie-friday-aurora-fob.html>

Please do leave a message on my blog, <http://magicalquilts.blogspot.com/>, if you make this as I'd love to see the results!

This pattern was given for your own personal use on <http://magicalquilts.blogspot.com/>. You may not sell this pattern, nor may you offer kits with this pattern. You may not sell embroideries made with this pattern, it was made for charitable or personal use only.

Please do not post this pattern to other sites but refer back to the blog post. This includes sites such as Pinterest and Facebook! So for example saying "I stitched this and you can get the pattern here" with a link is allowed but saving the pattern and uploading it as a file to Facebook or Pinterest is not.

You may of course share your finished results where you like, it's just the pattern itself that may not be shared.