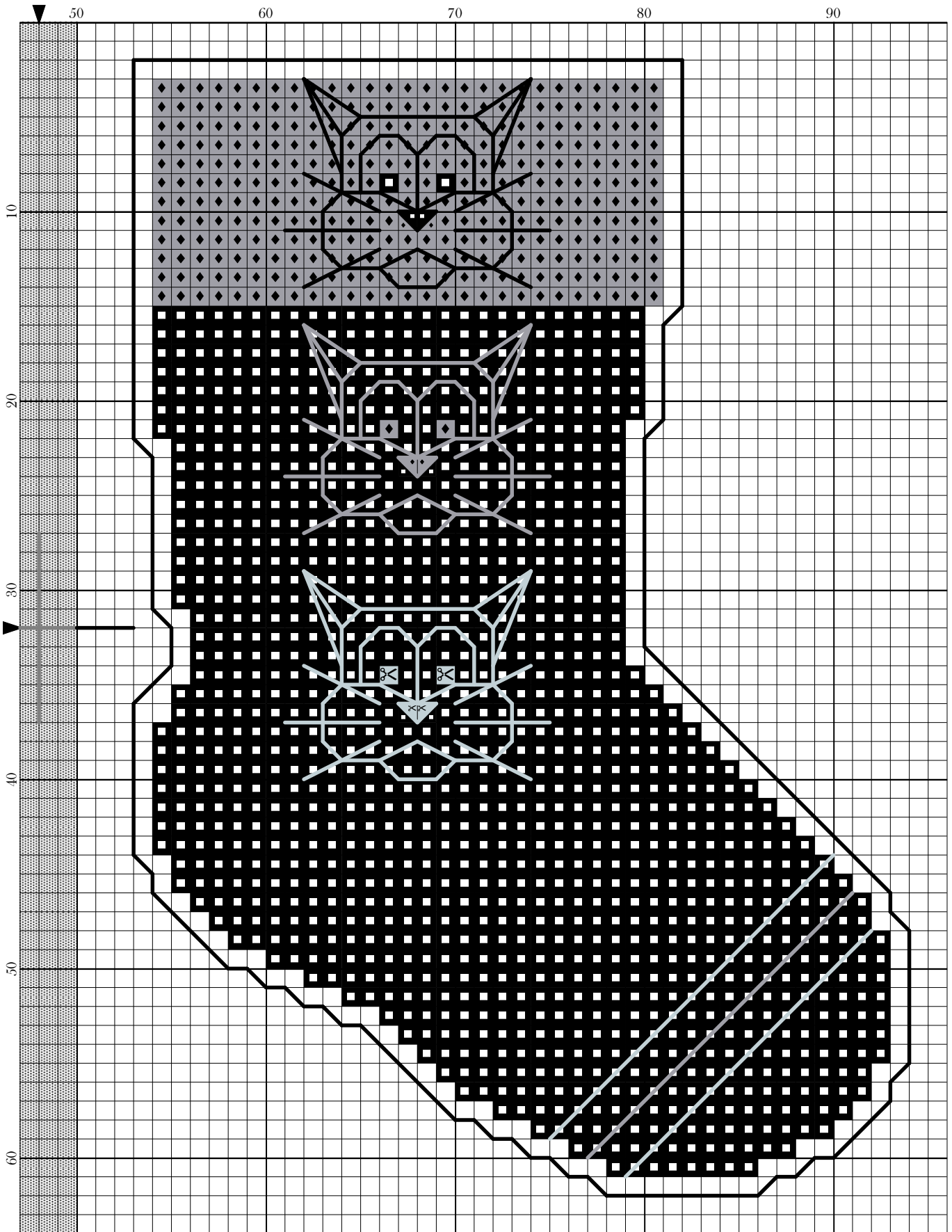


Copyright Magical525 2017

Legend:

- DMC-310
- ◆ DMC-318
- ⊠ KR4-001HL



Copyright Magical525 2017




Backstitches:

- DMC-310
- DMC-318
- KR4-001HL

Christmas in July - Day 25 - Sylvester

Author: Magical525
Copyright: Copyright Magical525 2017
Website: <http://magicalquilts.blogspot.com>
Grid Size: 96W x 64H
Design Area: 5.11" x 3.33" (92 x 60 stitches)

Legend:

 [2] DMC 310 black (2430 stitches, 0.8 skeins)  [1] KR4 001HL Silver Hi Lustre (8 stitches, 0.1 skeins)
 [2] DMC 318 steel gray - lt (652 stitches, 0.2 skeins)

Backstitch Lines:

 DMC-310 black (34.85 inches, 0.8 skeins)  KR4-001HL Silver Hi Lustre (17.60 inches, 0.1 skeins)
 DMC-318 steel gray - lt (15.40 inches, 0.2 skeins)

This is the 25th of the 31 patterns that I will be giving on my blog over the month.

Today's pattern is a fun little cat head made in 3 different colours, though you could do it in the same colour if you like. I would suggest using a straight stitch instead of a backstitch for the longer diagonal lines

If you don't like the colours then by all means change them, it's your project so you should make it in colours you enjoy!

The + in the centre is the middle of the pattern, marked for your stitching ease. The black backstitched line is the seam line of the stockings should you join them into a single stocking. I'd suggest whip stitching them together wrong sides facing.

For more ideas on how you can use these patterns please look here:

<http://magicalquilts.blogspot.com/2017/06/christmas-in-july-overview-post.html>

Please do leave a message on my blog, <http://magicalquilts.blogspot.com/>, if you make this as I'd love to see the results!

This pattern was given for your own personal use on <http://magicalquilts.blogspot.com/>. You may not sell this pattern, nor may you offer kits with this pattern. You may not sell embroideries made with this pattern, it was made for charitable or personal use only.

Please do not post this pattern to other sites but refer back to the blog post. This includes sites such as Pinterest and Facebook! So for example saying "I stitched this and you can get the pattern here" with a link is allowed but saving the pattern and uploading it as a file to Facebook or Pinterest is not.

You may of course share your finished results where you like, it's just the pattern itself that may not be shared.